

Acta Crystallographica Section E

Structure Reports

Online

ISSN 1600-5368

μ -1,1'-Bis(diphenylphosphino)ferrocene- $\kappa^2P:P'$ -bis{[(Z)-O-isopropyl N-(4-nitrophenyl)thiocarbamato- κS]gold(I)} chloroform disolvate

Soo Yei Ho^a and Edward R. T. Tiekink^{b*}^aDepartment of Chemistry, National University of Singapore, Singapore 117543, and^bDepartment of Chemistry, University of Malaya, 50603 Kuala Lumpur, Malaysia

Correspondence e-mail: edward.tiekink@gmail.com

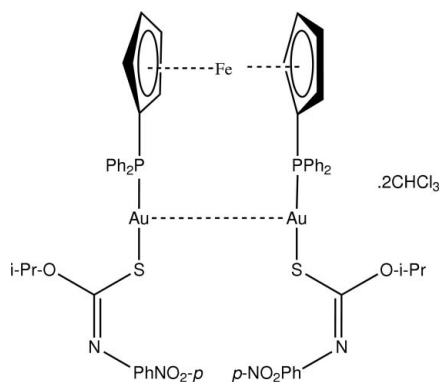
Received 22 October 2009; accepted 23 October 2009

Key indicators: single-crystal X-ray study; $T = 223$ K; mean $\sigma(C-C) = 0.011$ Å; R factor = 0.045; wR factor = 0.104; data-to-parameter ratio = 20.0.

The dinuclear title molecule, $[Au_2Fe(C_{10}H_{11}N_2O_3S)_2-(C_{17}H_{14}P)_2] \cdot 2CHCl_3$, has crystallographic twofold symmetry with the Fe atom (bonded to two η^5 -cyclopentadienyl rings) situated on the rotation axis. The Au atom exists within a linear geometry defined by an S,P -donor set with a deviation from linearity [$S-Au-P = 176.86(6)^\circ$] due to the close approach of the thiocarbamate O atom [$Au \cdots O = 3.108(5)$ Å]. The molecule has a U-shaped geometry which facilitates the formation of an intramolecular $Au \cdots Au$ interaction [$3.0231(5)$ Å]. In the crystal, the presence of $C-H \cdots O_{nitro}$ contacts leads to the formation of layers with substantial voids; these are occupied by the solvent molecules of crystallization, which are held in place by $C-H \cdots S$ contacts.

Related literature

For structural systematics and luminescence properties of phosphinegold(I) carbonimidothioates, see: Ho *et al.* (2006); Ho & Tiekink (2007); Kuan *et al.* (2008). For the synthesis, see: Hall *et al.* (1993).



Experimental

Crystal data

$[Au_2Fe(C_{10}H_{11}N_2O_3S)_2-(C_{17}H_{14}P)_2] \cdot 2CHCl_3$
 $M_r = 1665.56$
 Monoclinic, $C2/c$
 $a = 25.9661(13)$ Å
 $b = 11.5544(6)$ Å
 $c = 23.3615(13)$ Å

$\beta = 117.293(1)^\circ$
 $V = 6228.7(6)$ Å³
 $Z = 4$
 Mo $K\alpha$ radiation
 $\mu = 5.36$ mm⁻¹
 $T = 223$ K
 $0.36 \times 0.07 \times 0.04$ mm

Data collection

Bruker SMART CCD diffractometer
 Absorption correction: multi-scan (SADABS; Bruker, 2000)
 $T_{min} = 0.572$, $T_{max} = 1$

21839 measured reflections
 7148 independent reflections
 4988 reflections with $I > 2\sigma(I)$
 $R_{int} = 0.056$

Refinement

$R[F^2 > 2\sigma(F^2)] = 0.045$
 $wR(F^2) = 0.104$
 $S = 0.97$
 7148 reflections

357 parameters
 H-atom parameters constrained
 $\Delta\rho_{max} = 2.08$ e Å⁻³
 $\Delta\rho_{min} = -0.74$ e Å⁻³

Table 1

Selected geometric parameters (Å, °).

Au—S1	2.3127 (16)	Au—P1	2.2594 (15)
-------	-------------	-------	-------------

Table 2

Hydrogen-bond geometry (Å, °).

$D-H \cdots A$	$D-H$	$H \cdots A$	$D \cdots A$	$D-H \cdots A$
C21—H21 ⁱ ⋯O2 ⁱ	0.94	2.54	3.403 (9)	154
C25—H25 ⁱⁱ ⋯O3 ⁱⁱ	0.94	2.46	3.254 (12)	142
C28—H28 ⁱⁱⁱ ⋯S1 ⁱⁱⁱ	0.99	2.61	3.527 (8)	154

Symmetry codes: (i) $-x, y + 1, -z + \frac{1}{2}$; (ii) $x, -y, z - \frac{1}{2}$; (iii) $x, -y, z + \frac{1}{2}$.

Data collection: SMART (Bruker, 2000); cell refinement: SAINT (Bruker, 2000); data reduction: SAINT; program(s) used to solve structure: PATTY in DIRDIF92 (Beurskens *et al.*, 1992); program(s) used to refine structure: SHELXL97 (Sheldrick, 2008); molecular graphics: DIAMOND (Brandenburg, 2006); software used to prepare material for publication: SHELXL97.

The National University of Singapore (grant No. R-143-000-213-112) is thanked for support.

Supplementary data and figures for this paper are available from the IUCr electronic archives (Reference: HB5168).

References

- Beurskens, P. T., Admiraal, G., Beurskens, G., Bosman, W. P., Garcia-Granda, S., Gould, R. O., Smits, J. M. M. & Smykalla, C. (1992). *The DIRDIF Program System*. Technical Report. Crystallography Laboratory, University of Nijmegen, The Netherlands.
- Brandenburg, K. (2006). *DIAMOND*. Crystal Impact GbR, Bonn, Germany.
- Bruker (2000). *SMART, SAINT and SADABS*. Bruker AXS Inc., Madison, Wisconsin, USA.
- Hall, V. J., Siasios, G. & Tiekink, E. R. T. (1993). *Aust. J. Chem.* **46**, 561–570.
- Ho, S. Y., Cheng, E. C.-C., Tiekink, E. R. T. & Yam, V. W.-W. (2006). *Inorg. Chem.* **45**, 8165–8174.

Ho, S. Y. & Tiekink, E. R. T. (2007). *CrystEngComm*, **9**, 368–378.

Kuan, F. S., Ho, S. Y., Tadbuppa, P. P. & Tiekink, E. R. T. (2008).
CrystEngComm, **10**, 548–564.

Sheldrick, G. M. (2008). *Acta Cryst.* **A64**, 112–122.

supporting information

Acta Cryst. (2009). E65, m1466–m1467 [https://doi.org/10.1107/S1600536809043864]

μ -1,1'-Bis(diphenylphosphino)ferrocene- $\kappa^2P:P'$ -bis{[(Z)-O-isopropyl N-(4-nitrophenyl)thiocarbamato- κS]gold(I)} chloroform disolvate

Soo Yei Ho and Edward R. T. Tiekink

S1. Comment

The dinuclear title compound, $\text{dppf}\{\text{Au}[\text{SC}(\text{O}-i\text{Pr})\text{NC}_6\text{H}_4\text{NO}_2\text{-}p]\}_2$, was investigated as a part of systematic studies of phosphinegold(I) thiocarbamides (Ho *et al.* 2006; Ho & Tiekink, 2007; Kuan *et al.*, 2008). Crystals were isolated as the di-chloroform solvate, (I), and are isomorphous with the methoxy analogue (Ho *et al.*, 2006). The dinuclear molecule has crystallographic twofold symmetry with the Fe atom lying on the axis; the asymmetric unit comprises half a dinuclear molecule and one chloroform molecule. The gold atom exists in the expected linear geometry defined by a SP donor set, Table 1, and the deviation from linearity is ascribed to the close approach of the O1 atom, $\text{Au}\cdots\text{O} = 3.108(5) \text{ \AA}$. The anion, with a Z configuration about the C1=N1 bond, shows the expected characteristics. Overall, the molecule has a U-shaped configuration which allows for the formation of an aurophilic interaction, $\text{Au}\cdots\text{Au}^i = 3.0231(5) \text{ \AA}$; (i): $-x, y, 1/2 - z$.

In the crystal structure of (I), supramolecular layers are formed in the *bc* plane that are mediated by C—H \cdots O interactions, Table 2 and Fig. 2. The resulting framework has solvent accessible voids and these are occupied by the chloroform molecules which are connected *via* C—H \cdots S contacts, Table 2. Layer thus formed stack along the *a* direction.

S2. Experimental

The unsolvated compound was prepared following the standard literature procedure from the reaction of $\text{dppf}(\text{AuCl})_2$ and *i*-PrOC(=S)N(H)C₆H₄NO₂-4 in the presence of base (Hall *et al.*, 1993); m. pt. 409–410 K. Analysis for C₅₄H₅₀Au₂FeN₄O₆P₂S₂: found (calculated): C: 45.64 (45.45); H: 3.49 (3.53). IR (cm⁻¹): $\nu(\text{C—S})$ 1100 s, 899m; $\nu(\text{C—N})$ 1585 s; $\nu(\text{C—O})$ 1153 s. ³¹P{¹H} NMR: δ 32.0 p.p.m. Orange crystals of the di-chloroform solvate (I) were obtained from the layering of ethanol on a chloroform solution of the characterized product.

S3. Refinement

The H atoms were geometrically placed (C—H = 0.94–0.99 Å) and refined as riding with $U_{\text{iso}}(\text{H}) = 1.2\text{--}1.5U_{\text{eq}}(\text{C})$. The maximum and minimum residual electron density peaks of 2.08 and 0.74 e Å⁻³, respectively, were located 0.83 Å and 0.74 Å from the Au atom.

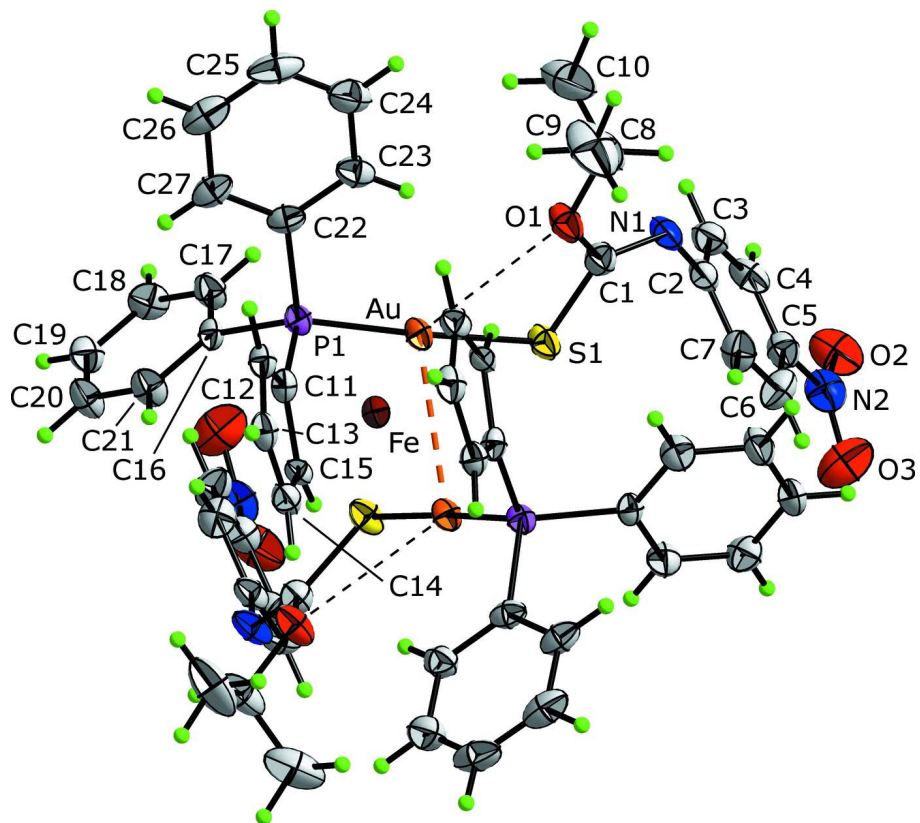


Figure 1

Molecular structure of the dinuclear complex in (I) showing displacement ellipsoids at the 35% probability level. The molecule has twofold symmetry and unlabelled atoms are generated by the symmetry operation $-x, y, 1/2 - z$.

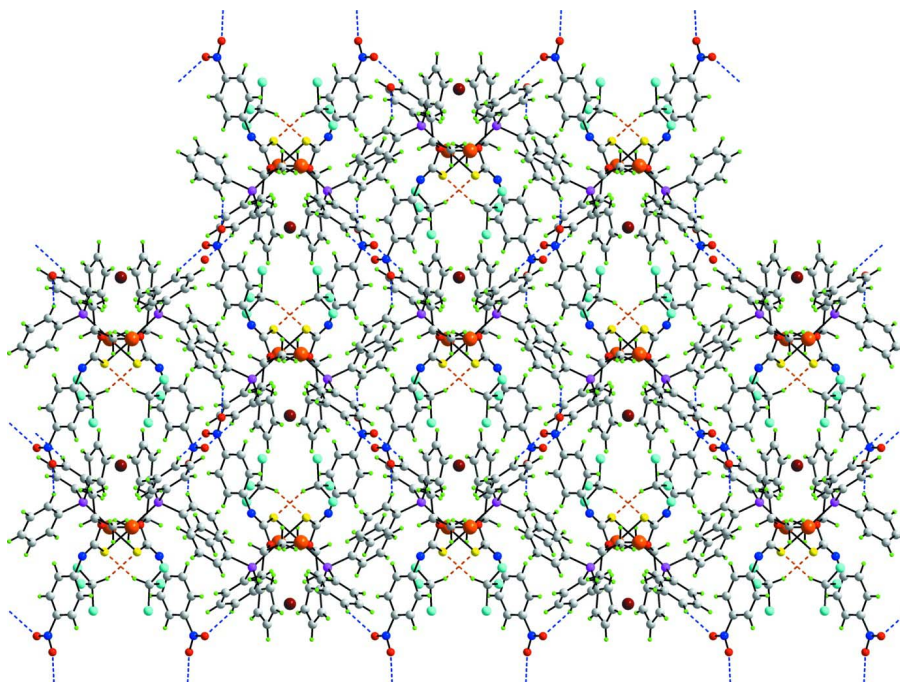


Figure 2

Supramolecular layer formation in (I) mediated by C—H...O contacts (blue dashed lines). The chloroform molecules are connected *via* C—H...S contacts (orange dashed lines). Colour code: Au, orange; Cl, cyan; S, yellow; P, pink; O, red; N, blue; C, grey; and H, green.

μ -1,1'-Bis(diphenylphosphino)ferrocene- κ^2 P:P'- bis{[(Z)-O-isopropyl N-(4-nitrophenyl)thiocarbamato- κ S]gold(I)} chloroform disolvate

Crystal data

[Au₂Fe(C₁₀H₁₁N₂O₃S)₂(C₁₇H₁₄P)₂] \cdot 2CHCl₃

M_r = 1665.56

Monoclinic, C2/c

Hall symbol: -C 2yc

a = 25.9661 (13) Å

b = 11.5544 (6) Å

c = 23.3615 (13) Å

β = 117.293 (1)°

V = 6228.7 (6) Å³

Z = 4

$F(000)$ = 3248

D_x = 1.776 Mg m⁻³

Mo $K\alpha$ radiation, λ = 0.71069 Å

Cell parameters from 3297 reflections

θ = 4.4–23.2°

μ = 5.36 mm⁻¹

T = 223 K

Needle, orange

0.36 × 0.07 × 0.04 mm

Data collection

Bruker SMART CCD

diffractometer

Radiation source: fine-focus sealed tube

Graphite monochromator

ω scans

Absorption correction: multi-scan

(SADABS; Bruker, 2000)

T_{\min} = 0.572, T_{\max} = 1

21839 measured reflections

7148 independent reflections

4988 reflections with $I > 2\sigma(I)$

R_{int} = 0.056

θ_{max} = 27.5°, θ_{min} = 1.8°

h = -31→33

k = -15→15

l = -30→16

Refinement

Refinement on F^2

Least-squares matrix: full

$R[F^2 > 2\sigma(F^2)] = 0.045$

$wR(F^2) = 0.104$

$S = 0.97$

7148 reflections

357 parameters

0 restraints

Primary atom site location: structure-invariant
direct methods

Secondary atom site location: difference Fourier
map

Hydrogen site location: inferred from
neighbouring sites

H-atom parameters constrained

$w = 1/[\sigma^2(F_o^2) + (0.0493P)^2]$

where $P = (F_o^2 + 2F_c^2)/3$

$(\Delta/\sigma)_{\max} = 0.001$

$\Delta\rho_{\max} = 2.08 \text{ e } \text{Å}^{-3}$

$\Delta\rho_{\min} = -0.74 \text{ e } \text{Å}^{-3}$

Special details

Geometry. All s.u.'s (except the s.u. in the dihedral angle between two l.s. planes) are estimated using the full covariance matrix. The cell s.u.'s are taken into account individually in the estimation of s.u.'s in distances, angles and torsion angles; correlations between s.u.'s in cell parameters are only used when they are defined by crystal symmetry. An approximate (isotropic) treatment of cell s.u.'s is used for estimating s.u.'s involving l.s. planes.

Refinement. Refinement of F^2 against ALL reflections. The weighted R -factor wR and goodness of fit S are based on F^2 , conventional R -factors R are based on F , with F set to zero for negative F^2 . The threshold expression of $F^2 > 2\sigma(F^2)$ is used only for calculating R -factors(gt) etc. and is not relevant to the choice of reflections for refinement. R -factors based on F^2 are statistically about twice as large as those based on F , and R -factors based on ALL data will be even larger.

Fractional atomic coordinates and isotropic or equivalent isotropic displacement parameters (Å^2)

	x	y	z	$U_{\text{iso}}^*/U_{\text{eq}}$
Au	0.038384 (9)	0.040380 (18)	0.217132 (11)	0.03822 (9)
Fe	0.0000	0.36727 (10)	0.2500	0.0348 (3)
Cl1	0.09462 (11)	0.1755 (2)	0.62226 (16)	0.1115 (10)
Cl2	0.09451 (11)	0.4042 (2)	0.66861 (19)	0.1263 (13)
Cl3	-0.00491 (9)	0.2607 (2)	0.63203 (13)	0.0870 (7)
S1	0.08961 (7)	-0.09108 (14)	0.29813 (8)	0.0475 (4)
P1	-0.00697 (6)	0.17293 (13)	0.13880 (7)	0.0354 (3)
O1	0.17098 (19)	0.0531 (4)	0.3072 (2)	0.0568 (13)
O2	0.1974 (2)	-0.6234 (5)	0.4520 (3)	0.0835 (19)
O3	0.1523 (4)	-0.5385 (5)	0.4984 (3)	0.097 (2)
N1	0.2054 (2)	-0.1139 (5)	0.3638 (3)	0.0548 (15)
N2	0.1784 (3)	-0.5363 (5)	0.4654 (3)	0.0637 (18)
C1	0.1632 (3)	-0.0518 (5)	0.3277 (3)	0.0458 (16)
C2	0.1963 (2)	-0.2195 (6)	0.3880 (3)	0.0480 (17)
C3	0.2107 (3)	-0.3236 (6)	0.3689 (4)	0.0560 (18)
H3	0.2246	-0.3233	0.3381	0.067*
C4	0.2049 (3)	-0.4253 (6)	0.3942 (4)	0.0542 (19)
H4	0.2147	-0.4951	0.3810	0.065*
C5	0.1849 (3)	-0.4263 (6)	0.4384 (3)	0.0509 (17)
C6	0.1698 (3)	-0.3254 (6)	0.4587 (3)	0.0588 (19)
H6	0.1557	-0.3275	0.4893	0.071*
C7	0.1757 (3)	-0.2224 (6)	0.4334 (3)	0.0556 (19)
H7	0.1658	-0.1530	0.4468	0.067*
C8	0.2304 (3)	0.0878 (8)	0.3263 (5)	0.075 (3)
H8	0.2569	0.0509	0.3678	0.089*

C9	0.2330 (4)	0.2145 (8)	0.3331 (6)	0.113 (4)
H9A	0.2254	0.2364	0.3686	0.170*
H9B	0.2042	0.2493	0.2936	0.170*
H9C	0.2713	0.2414	0.3415	0.170*
C10	0.2436 (4)	0.0462 (9)	0.2737 (6)	0.107 (4)
H10A	0.2424	-0.0377	0.2723	0.160*
H10B	0.2819	0.0724	0.2820	0.160*
H10C	0.2150	0.0769	0.2327	0.160*
C11	-0.0392 (2)	0.2915 (5)	0.1610 (3)	0.0340 (13)
C12	-0.0298 (2)	0.4126 (5)	0.1557 (3)	0.0378 (14)
H12	-0.0075	0.4446	0.1373	0.045*
C13	-0.0598 (3)	0.4751 (5)	0.1828 (3)	0.0445 (16)
H13	-0.0610	0.5561	0.1855	0.053*
C14	-0.0877 (3)	0.3958 (5)	0.2052 (3)	0.0445 (15)
H14	-0.1104	0.4149	0.2256	0.053*
C15	-0.0756 (2)	0.2828 (5)	0.1919 (3)	0.0354 (13)
H15	-0.0891	0.2137	0.2016	0.042*
C16	-0.0634 (2)	0.1105 (5)	0.0653 (3)	0.0342 (13)
C17	-0.0487 (3)	0.0138 (5)	0.0404 (3)	0.0483 (17)
H17	-0.0105	-0.0142	0.0606	0.058*
C18	-0.0892 (3)	-0.0405 (6)	-0.0132 (4)	0.0547 (18)
H18	-0.0791	-0.1059	-0.0298	0.066*
C19	-0.1452 (3)	0.0012 (6)	-0.0428 (3)	0.0529 (18)
H19	-0.1732	-0.0353	-0.0800	0.063*
C20	-0.1603 (3)	0.0951 (6)	-0.0183 (3)	0.0569 (19)
H20	-0.1987	0.1221	-0.0383	0.068*
C21	-0.1191 (3)	0.1504 (5)	0.0357 (3)	0.0499 (17)
H21	-0.1294	0.2156	0.0522	0.060*
C22	0.0426 (3)	0.2447 (5)	0.1154 (3)	0.0423 (15)
C23	0.1015 (3)	0.2386 (6)	0.1572 (3)	0.0490 (16)
H23	0.1150	0.1944	0.1951	0.059*
C24	0.1405 (3)	0.2984 (7)	0.1426 (4)	0.068 (2)
H24	0.1804	0.2935	0.1705	0.081*
C25	0.1213 (4)	0.3646 (6)	0.0878 (4)	0.070 (2)
H25	0.1477	0.4071	0.0790	0.084*
C26	0.0623 (4)	0.3680 (6)	0.0455 (4)	0.064 (2)
H26	0.0489	0.4108	0.0071	0.077*
C27	0.0234 (3)	0.3085 (5)	0.0599 (3)	0.0525 (17)
H27	-0.0165	0.3119	0.0314	0.063*
C28	0.0705 (3)	0.2630 (6)	0.6651 (4)	0.062 (2)
H28	0.0867	0.2328	0.7096	0.075*

Atomic displacement parameters (\AA^2)

	U^{11}	U^{22}	U^{33}	U^{12}	U^{13}	U^{23}
Au	0.03377 (13)	0.03382 (12)	0.04130 (14)	0.00501 (10)	0.01225 (10)	0.00307 (11)
Fe	0.0327 (6)	0.0341 (6)	0.0337 (6)	0.000	0.0118 (5)	0.000
Cl1	0.0976 (18)	0.1016 (18)	0.161 (3)	-0.0139 (15)	0.0819 (19)	-0.0543 (19)

C12	0.0878 (17)	0.0519 (12)	0.239 (4)	-0.0138 (12)	0.074 (2)	-0.0203 (18)
C13	0.0653 (13)	0.0782 (14)	0.121 (2)	-0.0069 (11)	0.0461 (14)	-0.0200 (14)
S1	0.0364 (8)	0.0424 (8)	0.0557 (10)	0.0049 (7)	0.0142 (8)	0.0126 (8)
P1	0.0335 (8)	0.0328 (7)	0.0369 (8)	0.0014 (6)	0.0135 (7)	-0.0007 (6)
O1	0.037 (2)	0.048 (3)	0.072 (3)	-0.003 (2)	0.014 (2)	0.017 (2)
O2	0.073 (4)	0.041 (3)	0.136 (6)	-0.006 (3)	0.047 (4)	0.004 (3)
O3	0.152 (7)	0.061 (4)	0.103 (5)	-0.014 (4)	0.079 (5)	-0.004 (3)
N1	0.030 (3)	0.058 (3)	0.068 (4)	0.007 (3)	0.015 (3)	0.019 (3)
N2	0.060 (4)	0.046 (4)	0.075 (5)	-0.010 (3)	0.022 (4)	0.001 (3)
C1	0.044 (4)	0.045 (4)	0.046 (4)	0.000 (3)	0.019 (3)	0.005 (3)
C2	0.029 (3)	0.055 (4)	0.051 (4)	0.005 (3)	0.011 (3)	0.008 (3)
C3	0.044 (4)	0.061 (4)	0.066 (5)	0.008 (3)	0.028 (4)	0.006 (4)
C4	0.039 (4)	0.046 (4)	0.076 (5)	0.005 (3)	0.024 (4)	-0.001 (4)
C5	0.043 (4)	0.050 (4)	0.053 (4)	-0.003 (3)	0.015 (3)	0.003 (3)
C6	0.077 (5)	0.052 (4)	0.051 (4)	-0.006 (4)	0.032 (4)	0.002 (3)
C7	0.064 (5)	0.042 (4)	0.055 (4)	0.011 (3)	0.023 (4)	0.002 (3)
C8	0.035 (4)	0.079 (6)	0.091 (6)	0.000 (4)	0.013 (4)	0.030 (5)
C9	0.065 (6)	0.091 (7)	0.146 (10)	-0.037 (5)	0.016 (6)	-0.003 (7)
C10	0.066 (6)	0.108 (8)	0.159 (11)	0.005 (5)	0.063 (7)	0.021 (8)
C11	0.035 (3)	0.031 (3)	0.028 (3)	0.003 (2)	0.008 (3)	0.001 (2)
C12	0.038 (3)	0.034 (3)	0.035 (3)	-0.001 (2)	0.011 (3)	0.003 (3)
C13	0.044 (3)	0.037 (3)	0.041 (3)	0.007 (3)	0.010 (3)	0.003 (3)
C14	0.035 (3)	0.051 (4)	0.042 (4)	0.007 (3)	0.013 (3)	-0.002 (3)
C15	0.023 (3)	0.043 (3)	0.035 (3)	-0.002 (2)	0.010 (2)	0.003 (3)
C16	0.035 (3)	0.032 (3)	0.030 (3)	0.002 (2)	0.011 (2)	0.005 (2)
C17	0.043 (4)	0.046 (4)	0.050 (4)	0.009 (3)	0.017 (3)	-0.004 (3)
C18	0.060 (4)	0.045 (4)	0.062 (4)	-0.001 (3)	0.031 (4)	-0.013 (3)
C19	0.043 (4)	0.061 (4)	0.047 (4)	-0.014 (3)	0.015 (3)	-0.015 (3)
C20	0.036 (3)	0.062 (4)	0.056 (4)	0.005 (3)	0.006 (3)	-0.009 (4)
C21	0.048 (4)	0.039 (3)	0.057 (4)	0.007 (3)	0.019 (3)	-0.008 (3)
C22	0.052 (4)	0.034 (3)	0.051 (4)	0.000 (3)	0.033 (3)	-0.006 (3)
C23	0.044 (4)	0.048 (4)	0.057 (4)	-0.007 (3)	0.026 (3)	-0.009 (3)
C24	0.055 (4)	0.082 (6)	0.075 (6)	-0.013 (4)	0.037 (4)	-0.016 (5)
C25	0.097 (6)	0.052 (4)	0.097 (7)	-0.032 (4)	0.076 (6)	-0.029 (5)
C26	0.103 (7)	0.046 (4)	0.068 (5)	-0.005 (4)	0.060 (5)	-0.003 (4)
C27	0.076 (5)	0.042 (4)	0.053 (4)	-0.001 (3)	0.041 (4)	-0.006 (3)
C28	0.054 (4)	0.047 (4)	0.084 (6)	0.005 (3)	0.030 (4)	0.000 (4)

Geometric parameters (Å, °)

Au—S1	2.3127 (16)	C8—H8	0.9900
Au—P1	2.2594 (15)	C9—H9A	0.9700
Au—Au ⁱ	3.0231 (5)	C9—H9B	0.9700
Fe—C12 ⁱ	2.041 (6)	C9—H9C	0.9700
Fe—C12	2.041 (6)	C10—H10A	0.9700
Fe—C11	2.045 (5)	C10—H10B	0.9700
Fe—C11 ⁱ	2.045 (5)	C10—H10C	0.9700
Fe—C13 ⁱ	2.047 (6)	C11—C15	1.431 (8)

Fe—C13	2.047 (6)	C11—C12	1.436 (8)
Fe—C14 ⁱ	2.050 (6)	C12—C13	1.407 (9)
Fe—C14	2.050 (6)	C12—H12	0.9400
Fe—C15	2.051 (5)	C13—C14	1.409 (9)
Fe—C15 ⁱ	2.051 (5)	C13—H13	0.9400
Cl1—C28	1.729 (8)	C14—C15	1.411 (8)
Cl2—C28	1.736 (7)	C14—H14	0.9400
Cl3—C28	1.744 (7)	C15—H15	0.9400
S1—C1	1.767 (6)	C16—C21	1.365 (8)
P1—C11	1.802 (6)	C16—C17	1.392 (8)
P1—C22	1.812 (6)	C17—C18	1.363 (9)
P1—C16	1.818 (5)	C17—H17	0.9400
O1—C1	1.353 (7)	C18—C19	1.380 (9)
O1—C8	1.453 (8)	C18—H18	0.9400
O2—N2	1.223 (8)	C19—C20	1.363 (10)
O3—N2	1.239 (9)	C19—H19	0.9400
N1—C1	1.257 (7)	C20—C21	1.382 (8)
N1—C2	1.410 (8)	C20—H20	0.9400
N2—C5	1.463 (9)	C21—H21	0.9400
C2—C7	1.390 (10)	C22—C27	1.372 (9)
C2—C3	1.392 (9)	C22—C23	1.389 (8)
C3—C4	1.355 (9)	C23—C24	1.390 (10)
C3—H3	0.9400	C23—H23	0.9400
C4—C5	1.353 (10)	C24—C25	1.373 (11)
C4—H4	0.9400	C24—H24	0.9400
C5—C6	1.381 (10)	C25—C26	1.391 (11)
C6—C7	1.369 (9)	C25—H25	0.9400
C6—H6	0.9400	C26—C27	1.386 (9)
C7—H7	0.9400	C26—H26	0.9400
C8—C9	1.470 (12)	C27—H27	0.9400
C8—C10	1.498 (14)	C28—H28	0.9900
P1—Au—S1	176.86 (6)	C10—C8—H8	110.3
P1—Au—Au ⁱ	101.03 (4)	C8—C9—H9A	109.5
S1—Au—Au ⁱ	81.38 (5)	C8—C9—H9B	109.5
C12 ⁱ —Fe—C12	150.2 (3)	H9A—C9—H9B	109.5
C12 ⁱ —Fe—C11	166.6 (2)	C8—C9—H9C	109.5
C12—Fe—C11	41.1 (2)	H9A—C9—H9C	109.5
C12 ⁱ —Fe—C11 ⁱ	41.1 (2)	H9B—C9—H9C	109.5
C12—Fe—C11 ⁱ	166.6 (2)	C8—C10—H10A	109.5
C11—Fe—C11 ⁱ	129.3 (3)	C8—C10—H10B	109.5
C12 ⁱ —Fe—C13 ⁱ	40.3 (3)	H10A—C10—H10B	109.5
C12—Fe—C13 ⁱ	116.8 (2)	C8—C10—H10C	109.5
C11—Fe—C13 ⁱ	152.7 (3)	H10A—C10—H10C	109.5
C11 ⁱ —Fe—C13 ⁱ	68.4 (2)	H10B—C10—H10C	109.5
C12 ⁱ —Fe—C13	116.8 (2)	C15—C11—C12	106.9 (5)
C12—Fe—C13	40.3 (2)	C15—C11—P1	126.4 (4)
C11—Fe—C13	68.4 (2)	C12—C11—P1	126.6 (5)

C11 ⁱ —Fe—C13	152.7 (3)	C15—C11—Fe	69.8 (3)
C13 ⁱ —Fe—C13	105.0 (3)	C12—C11—Fe	69.3 (3)
C12 ⁱ —Fe—C14 ⁱ	68.0 (3)	P1—C11—Fe	122.5 (3)
C12—Fe—C14 ⁱ	107.0 (3)	C13—C12—C11	108.0 (6)
C11—Fe—C14 ⁱ	120.4 (2)	C13—C12—Fe	70.1 (4)
C11 ⁱ —Fe—C14 ⁱ	68.4 (2)	C11—C12—Fe	69.6 (3)
C13 ⁱ —Fe—C14 ⁱ	40.2 (3)	C13—C12—H12	126.0
C13—Fe—C14 ⁱ	124.6 (3)	C11—C12—H12	126.0
C12 ⁱ —Fe—C14	107.0 (3)	Fe—C12—H12	125.9
C12—Fe—C14	68.0 (3)	C12—C13—C14	108.6 (5)
C11—Fe—C14	68.4 (2)	C12—C13—Fe	69.6 (3)
C11 ⁱ —Fe—C14	120.4 (2)	C14—C13—Fe	70.0 (3)
C13 ⁱ —Fe—C14	124.6 (3)	C12—C13—H13	125.7
C13—Fe—C14	40.2 (3)	C14—C13—H13	125.7
C14 ⁱ —Fe—C14	161.5 (4)	Fe—C13—H13	126.3
C12 ⁱ —Fe—C15	127.7 (2)	C13—C14—C15	108.4 (6)
C12—Fe—C15	68.5 (2)	C13—C14—Fe	69.8 (3)
C11—Fe—C15	40.9 (2)	C15—C14—Fe	69.9 (3)
C11 ⁱ —Fe—C15	110.4 (2)	C13—C14—H14	125.8
C13 ⁱ —Fe—C15	163.0 (3)	C15—C14—H14	125.8
C13—Fe—C15	67.8 (2)	Fe—C14—H14	126.1
C14 ⁱ —Fe—C15	156.4 (3)	C14—C15—C11	108.1 (5)
C14—Fe—C15	40.2 (2)	C14—C15—Fe	69.8 (3)
C12 ⁱ —Fe—C15 ⁱ	68.5 (2)	C11—C15—Fe	69.4 (3)
C12—Fe—C15 ⁱ	127.7 (2)	C14—C15—H15	125.9
C11—Fe—C15 ⁱ	110.4 (2)	C11—C15—H15	125.9
C11 ⁱ —Fe—C15 ⁱ	40.9 (2)	Fe—C15—H15	126.4
C13 ⁱ —Fe—C15 ⁱ	67.8 (2)	C21—C16—C17	119.2 (5)
C13—Fe—C15 ⁱ	163.0 (3)	C21—C16—P1	123.5 (5)
C14 ⁱ —Fe—C15 ⁱ	40.2 (2)	C17—C16—P1	117.2 (4)
C14—Fe—C15 ⁱ	156.4 (3)	C18—C17—C16	120.6 (6)
C15—Fe—C15 ⁱ	123.1 (3)	C18—C17—H17	119.7
C1—S1—Au	105.3 (2)	C16—C17—H17	119.7
C11—P1—C22	103.1 (3)	C17—C18—C19	119.4 (6)
C11—P1—C16	107.1 (3)	C17—C18—H18	120.3
C22—P1—C16	105.8 (3)	C19—C18—H18	120.3
C11—P1—Au	114.88 (19)	C20—C19—C18	120.4 (6)
C22—P1—Au	112.1 (2)	C20—C19—H19	119.8
C16—P1—Au	113.01 (18)	C18—C19—H19	119.8
C1—O1—C8	116.6 (5)	C19—C20—C21	120.0 (6)
C1—N1—C2	120.5 (5)	C19—C20—H20	120.0
O2—N2—O3	122.9 (7)	C21—C20—H20	120.0
O2—N2—C5	117.7 (8)	C16—C21—C20	120.2 (6)
O3—N2—C5	119.3 (7)	C16—C21—H21	119.9
N1—C1—O1	121.5 (6)	C20—C21—H21	119.9
N1—C1—S1	124.8 (5)	C27—C22—C23	119.8 (6)
O1—C1—S1	113.7 (4)	C27—C22—P1	122.0 (5)
C7—C2—C3	118.6 (6)	C23—C22—P1	118.1 (5)

C7—C2—N1	121.4 (6)	C22—C23—C24	119.6 (7)
C3—C2—N1	120.0 (7)	C22—C23—H23	120.2
C4—C3—C2	120.5 (7)	C24—C23—H23	120.2
C4—C3—H3	119.7	C25—C24—C23	120.7 (7)
C2—C3—H3	119.7	C25—C24—H24	119.6
C5—C4—C3	120.0 (7)	C23—C24—H24	119.6
C5—C4—H4	120.0	C24—C25—C26	119.3 (7)
C3—C4—H4	120.0	C24—C25—H25	120.3
C4—C5—C6	121.6 (7)	C26—C25—H25	120.3
C4—C5—N2	119.8 (7)	C27—C26—C25	120.0 (7)
C6—C5—N2	118.6 (7)	C27—C26—H26	120.0
C7—C6—C5	118.7 (7)	C25—C26—H26	120.0
C7—C6—H6	120.7	C22—C27—C26	120.5 (7)
C5—C6—H6	120.7	C22—C27—H27	119.8
C6—C7—C2	120.6 (7)	C26—C27—H27	119.8
C6—C7—H7	119.7	C11—C28—C12	111.1 (5)
C2—C7—H7	119.7	C11—C28—C13	111.5 (4)
O1—C8—C9	107.3 (7)	C12—C28—C13	109.9 (4)
O1—C8—C10	105.6 (7)	C11—C28—H28	108.1
C9—C8—C10	113.0 (9)	C12—C28—H28	108.1
O1—C8—H8	110.3	C13—C28—H28	108.1
C9—C8—H8	110.3		
Au ⁱ —Au—S1—C1	-136.1 (2)	C11—Fe—C13—C12	-38.2 (3)
Au ⁱ —Au—P1—C11	35.1 (2)	C11 ⁱ —Fe—C13—C12	-174.3 (4)
Au ⁱ —Au—P1—C22	152.3 (2)	C13 ⁱ —Fe—C13—C12	113.9 (4)
Au ⁱ —Au—P1—C16	-88.2 (2)	C14 ⁱ —Fe—C13—C12	74.6 (4)
C2—N1—C1—O1	175.8 (6)	C14—Fe—C13—C12	-119.8 (5)
C2—N1—C1—S1	-5.1 (10)	C15—Fe—C13—C12	-82.4 (4)
C8—O1—C1—N1	2.9 (10)	C15 ⁱ —Fe—C13—C12	51.0 (9)
C8—O1—C1—S1	-176.2 (6)	C12 ⁱ —Fe—C13—C14	-84.9 (4)
Au—S1—C1—N1	-166.5 (6)	C12—Fe—C13—C14	119.8 (5)
Au—S1—C1—O1	12.6 (5)	C11—Fe—C13—C14	81.6 (4)
C1—N1—C2—C7	-69.1 (9)	C11 ⁱ —Fe—C13—C14	-54.4 (6)
C1—N1—C2—C3	114.0 (8)	C13 ⁱ —Fe—C13—C14	-126.3 (4)
C7—C2—C3—C4	-0.2 (10)	C14 ⁱ —Fe—C13—C14	-165.5 (3)
N1—C2—C3—C4	176.8 (6)	C15—Fe—C13—C14	37.4 (4)
C2—C3—C4—C5	0.0 (10)	C15 ⁱ —Fe—C13—C14	170.9 (7)
C3—C4—C5—C6	0.3 (11)	C12—C13—C14—C15	-0.4 (7)
C3—C4—C5—N2	179.7 (6)	Fe—C13—C14—C15	-59.5 (4)
O2—N2—C5—C4	7.8 (10)	C12—C13—C14—Fe	59.1 (4)
O3—N2—C5—C4	-169.4 (7)	C12 ⁱ —Fe—C14—C13	111.6 (4)
O2—N2—C5—C6	-172.8 (7)	C12—Fe—C14—C13	-37.2 (4)
O3—N2—C5—C6	10.0 (10)	C11—Fe—C14—C13	-81.7 (4)
C4—C5—C6—C7	-0.4 (11)	C11 ⁱ —Fe—C14—C13	154.4 (4)
N2—C5—C6—C7	-179.8 (6)	C13 ⁱ —Fe—C14—C13	70.9 (6)
C5—C6—C7—C2	0.2 (11)	C14 ⁱ —Fe—C14—C13	40.4 (3)
C3—C2—C7—C6	0.1 (10)	C15—Fe—C14—C13	-119.5 (5)

N1—C2—C7—C6	-176.8 (6)	C15 ⁱ —Fe—C14—C13	-173.3 (5)
C1—O1—C8—C9	-148.5 (8)	C12 ⁱ —Fe—C14—C15	-128.9 (4)
C1—O1—C8—C10	90.7 (8)	C12—Fe—C14—C15	82.3 (4)
C22—P1—C11—C15	-170.5 (5)	C11—Fe—C14—C15	37.8 (4)
C16—P1—C11—C15	78.1 (5)	C11 ⁱ —Fe—C14—C15	-86.1 (4)
Au—P1—C11—C15	-48.3 (5)	C13 ⁱ —Fe—C14—C15	-169.6 (4)
C22—P1—C11—C12	4.3 (6)	C13—Fe—C14—C15	119.5 (5)
C16—P1—C11—C12	-107.1 (5)	C14 ⁱ —Fe—C14—C15	159.9 (4)
Au—P1—C11—C12	126.6 (4)	C15 ⁱ —Fe—C14—C15	-53.8 (9)
C22—P1—C11—Fe	-82.8 (4)	C13—C14—C15—C11	0.4 (6)
C16—P1—C11—Fe	165.8 (3)	Fe—C14—C15—C11	-59.0 (4)
Au—P1—C11—Fe	39.4 (4)	C13—C14—C15—Fe	59.4 (4)
C12 ⁱ —Fe—C11—C15	34.7 (11)	C12—C11—C15—C14	-0.3 (6)
C12—Fe—C11—C15	-118.1 (5)	P1—C11—C15—C14	175.4 (4)
C11 ⁱ —Fe—C11—C15	75.1 (3)	Fe—C11—C15—C14	59.3 (4)
C13 ⁱ —Fe—C11—C15	-161.5 (5)	C12—C11—C15—Fe	-59.6 (4)
C13—Fe—C11—C15	-80.7 (4)	P1—C11—C15—Fe	116.1 (4)
C14 ⁱ —Fe—C11—C15	160.9 (3)	C12 ⁱ —Fe—C15—C14	70.1 (5)
C14—Fe—C11—C15	-37.2 (3)	C12—Fe—C15—C14	-80.9 (4)
C15 ⁱ —Fe—C11—C15	117.5 (4)	C11—Fe—C15—C14	-119.5 (5)
C12 ⁱ —Fe—C11—C12	152.8 (8)	C11 ⁱ —Fe—C15—C14	113.4 (4)
C11 ⁱ —Fe—C11—C12	-166.8 (4)	C13 ⁱ —Fe—C15—C14	30.7 (10)
C13 ⁱ —Fe—C11—C12	-43.4 (6)	C13—Fe—C15—C14	-37.4 (4)
C13—Fe—C11—C12	37.4 (4)	C14 ⁱ —Fe—C15—C14	-164.2 (4)
C14 ⁱ —Fe—C11—C12	-81.0 (4)	C15 ⁱ —Fe—C15—C14	157.3 (4)
C14—Fe—C11—C12	80.9 (4)	C12 ⁱ —Fe—C15—C11	-170.4 (3)
C15—Fe—C11—C12	118.1 (5)	C12—Fe—C15—C11	38.6 (3)
C15 ⁱ —Fe—C11—C12	-124.4 (4)	C11 ⁱ —Fe—C15—C11	-127.1 (4)
C12 ⁱ —Fe—C11—P1	-86.2 (11)	C13 ⁱ —Fe—C15—C11	150.2 (8)
C12—Fe—C11—P1	120.9 (5)	C13—Fe—C15—C11	82.1 (4)
C11 ⁱ —Fe—C11—P1	-45.9 (3)	C14 ⁱ —Fe—C15—C11	-44.7 (7)
C13 ⁱ —Fe—C11—P1	77.5 (6)	C14—Fe—C15—C11	119.5 (5)
C13—Fe—C11—P1	158.4 (4)	C15 ⁱ —Fe—C15—C11	-83.2 (3)
C14 ⁱ —Fe—C11—P1	40.0 (5)	C11—P1—C16—C21	-0.6 (6)
C14—Fe—C11—P1	-158.2 (4)	C22—P1—C16—C21	-110.1 (6)
C15—Fe—C11—P1	-121.0 (5)	Au—P1—C16—C21	126.9 (5)
C15 ⁱ —Fe—C11—P1	-3.5 (4)	C11—P1—C16—C17	-177.7 (5)
C15—C11—C12—C13	0.1 (6)	C22—P1—C16—C17	72.8 (5)
P1—C11—C12—C13	-175.6 (4)	Au—P1—C16—C17	-50.2 (5)
Fe—C11—C12—C13	-59.8 (4)	C21—C16—C17—C18	0.2 (10)
C15—C11—C12—Fe	59.9 (4)	P1—C16—C17—C18	177.4 (6)
P1—C11—C12—Fe	-115.8 (4)	C16—C17—C18—C19	0.2 (11)
C12 ⁱ —Fe—C12—C13	-48.7 (3)	C17—C18—C19—C20	-0.9 (12)
C11—Fe—C12—C13	119.0 (5)	C18—C19—C20—C21	1.2 (12)
C11 ⁱ —Fe—C12—C13	168.6 (9)	C17—C16—C21—C20	0.1 (10)
C13 ⁱ —Fe—C12—C13	-81.6 (5)	P1—C16—C21—C20	-176.9 (6)
C14 ⁱ —Fe—C12—C13	-123.9 (4)	C19—C20—C21—C16	-0.8 (11)
C14—Fe—C12—C13	37.2 (4)	C11—P1—C22—C27	-70.8 (6)

C15—Fe—C12—C13	80.7 (4)	C16—P1—C22—C27	41.6 (6)
C15 ⁱ —Fe—C12—C13	-163.3 (4)	Au—P1—C22—C27	165.1 (5)
C12 ⁱ —Fe—C12—C11	-167.7 (4)	C11—P1—C22—C23	106.0 (5)
C11 ⁱ —Fe—C12—C11	49.5 (13)	C16—P1—C22—C23	-141.7 (5)
C13 ⁱ —Fe—C12—C11	159.4 (3)	Au—P1—C22—C23	-18.1 (5)
C13—Fe—C12—C11	-119.0 (5)	C27—C22—C23—C24	0.7 (10)
C14 ⁱ —Fe—C12—C11	117.1 (4)	P1—C22—C23—C24	-176.2 (5)
C14—Fe—C12—C11	-81.8 (4)	C22—C23—C24—C25	0.9 (11)
C15—Fe—C12—C11	-38.4 (3)	C23—C24—C25—C26	-2.4 (11)
C15 ⁱ —Fe—C12—C11	77.6 (4)	C24—C25—C26—C27	2.3 (11)
C11—C12—C13—C14	0.2 (6)	C23—C22—C27—C26	-0.7 (9)
Fe—C12—C13—C14	-59.3 (4)	P1—C22—C27—C26	176.0 (5)
C11—C12—C13—Fe	59.5 (4)	C25—C26—C27—C22	-0.8 (10)
C12 ⁱ —Fe—C13—C12	155.3 (3)		

Symmetry code: (i) $-x, y, -z+1/2$.

Hydrogen-bond geometry ($\text{\AA}, ^\circ$)

$D-H\cdots A$	$D-H$	$H\cdots A$	$D\cdots A$	$D-H\cdots A$
C21—H21 \cdots O2 ⁱⁱ	0.94	2.54	3.403 (9)	154
C25—H25 \cdots O3 ⁱⁱⁱ	0.94	2.46	3.254 (12)	142
C28—H28 \cdots S1 ^{iv}	0.99	2.61	3.527 (8)	154

Symmetry codes: (ii) $-x, y+1, -z+1/2$; (iii) $x, -y, z-1/2$; (iv) $x, -y, z+1/2$.