

Acta Crystallographica Section E

Structure Reports

Online

ISSN 1600-5368

**(μ -1,2-Di-4-pyridylethylene- $\kappa^2N:N'$)bis-
[bis(*N,N*-dimethyldithiocarbamato- κ^2S,S')zinc(II)]**

Pavel Poplaukhin^a and Edward R. T. Tiekink^{b*}

^aChemical Abstracts Service, 2540 Olentangy River Rd, Columbus, Ohio 43202, USA, and ^bDepartment of Chemistry, University of Malaya, 50603 Kuala Lumpur, Malaysia

Correspondence e-mail: edward.tiekink@gmail.com

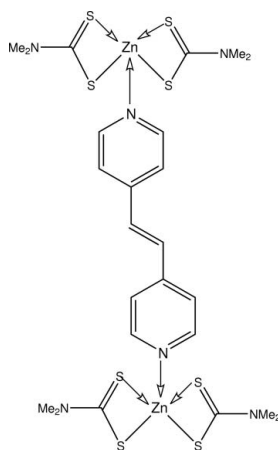
Received 21 October 2009; accepted 24 October 2009

Key indicators: single-crystal X-ray study; $T = 98$ K; mean $\sigma(C-C) = 0.008$ Å; R factor = 0.062; wR factor = 0.155; data-to-parameter ratio = 19.4.

The dinuclear title compound, $[Zn_2(C_3H_6NS_2)_4(C_{12}H_{10}N_2)]$, features two five-coordinate Zn atoms, one with an NS_4 coordination geometry distorted towards a trigonal-bipyramidal arrangement, and the other distorted towards a square pyramid. In the crystal, molecules are connected into supramolecular zigzag chains *via* $C-H \cdots S$ contacts. Chains are connected *via* $C-H \cdots \pi$ interactions, consolidating the crystal packing.

Related literature

For background to supramolecular polymers of zinc 1,1-dithiolates, see: Lai *et al.* (2002); Chen *et al.* (2006); Benson *et al.* (2007). For a related structure and the synthesis, see: Lai & Tiekink (2003). For additional geometrical analysis, see: Addison *et al.* (1984).



Experimental

Crystal data

$[Zn_2(C_3H_6NS_2)_4(C_{12}H_{10}N_2)]$
 $M_r = 793.79$
 Monoclinic, $P2_1/c$
 $a = 13.061$ (4) Å
 $b = 15.904$ (4) Å
 $c = 17.658$ (5) Å
 $\beta = 108.443$ (4)°

$V = 3479.7$ (16) Å³
 $Z = 4$
 Mo $K\alpha$ radiation
 $\mu = 1.88$ mm⁻¹
 $T = 98$ K
 $0.40 \times 0.08 \times 0.06$ mm

Data collection

Rigaku AFC12K/SATURN724 diffractometer
 Absorption correction: multi-scan (*ABSCOR*; Higashi, 1995)
 $T_{\min} = 0.645$, $T_{\max} = 1.000$

23158 measured reflections
 7142 independent reflections
 6509 reflections with $I > 2\sigma(I)$
 $R_{\text{int}} = 0.048$

Refinement

$R[F^2 > 2\sigma(F^2)] = 0.062$
 $wR(F^2) = 0.155$
 $S = 1.22$
 7142 reflections

369 parameters
 H-atom parameters constrained
 $\Delta\rho_{\max} = 1.51$ e Å⁻³
 $\Delta\rho_{\min} = -0.73$ e Å⁻³

Table 1

Hydrogen-bond geometry (Å, °).

$D-H \cdots A$	$D-H$	$H \cdots A$	$D \cdots A$	$D-H \cdots A$
$C13-H13 \cdots S6^i$	0.95	2.81	3.636 (5)	146
$C18-H18 \cdots Cg1^{ii}$	0.95	2.76	3.589 (5)	146
$C24-H24b \cdots Cg2^{iii}$	0.98	2.93	3.638 (7)	130

Symmetry codes: (i) $-x + 1, y - \frac{1}{2}, -z + \frac{1}{2}$; (ii) $-x + 2, y + \frac{1}{2}, -z + \frac{1}{2}$; (iii) $x - 1, -y + \frac{1}{2}, z - \frac{1}{2}$. $Cg1$ is the centroid of the Zn, S1, S2, C1 chelate ring and $Cg2$ is the centroid of the N3, C7-C11 ring.

Data collection: *CrystalClear* (Rigaku/MSC, 2005); cell refinement: *CrystalClear*; data reduction: *CrystalClear*; program(s) used to solve structure: *SHELXS97* (Sheldrick, 2008); program(s) used to refine structure: *SHELXL97* (Sheldrick, 2008); molecular graphics: *ORTEPII* (Johnson, 1976) and *DIAMOND* (Brandenburg, 2006); software used to prepare material for publication: *SHELXL97*.

Supplementary data and figures for this paper are available from the IUCr electronic archives (Reference: PV2225).

References

- Addison, A. W., Rao, T. N., Reedijk, J., van Rijn, J. & Verschoor, G. C. (1984). *J. Chem. Soc. Dalton Trans.* pp. 1349–1356.
 Benson, R. E., Ellis, C. A., Lewis, C. E. & Tiekink, E. R. T. (2007). *CrystEngComm*, **9**, 930–940.
 Brandenburg, K. (2006). *DIAMOND*. Crystal Impact GbR, Bonn, Germany.
 Chen, D., Lai, C. S. & Tiekink, E. R. T. (2006). *CrystEngComm*, **8**, 51–58.
 Higashi, T. (1995). *ABSCOR*. Rigaku Corporation, Tokyo, Japan.
 Johnson, C. K. (1976). *ORTEPII*. Report ORNL-5138. Oak Ridge National Laboratory, Tennessee, USA.
 Lai, C. S., Lim, Y. X., Yap, T. C. & Tiekink, E. R. T. (2002). *CrystEngComm*, **4**, 596–600.
 Lai, C. S. & Tiekink, E. R. T. (2003). *Appl. Organomet. Chem.* **17**, 251–252.
 Rigaku/MSC (2005). *CrystalClear*. Rigaku/MSC Inc., The Woodlands, Texas, USA.
 Sheldrick, G. M. (2008). *Acta Cryst.* **A64**, 112–122.

supporting information

Acta Cryst. (2009). E65, m1474 [https://doi.org/10.1107/S1600536809044249]

(μ -1,2-Di-4-pyridylethylene- $\kappa^2N:N'$)bis[bis(*N,N*-dimethyldithiocarbamato- κ^2S,S')zinc(II)]

Pavel Poplaukhin and Edward R. T. Tiekink

S1. Comment

Compared to their xanthates (S_2COR) and dithiophosphates [$S_2P(OR)_2$], crystal engineering studies of zinc(II) dithiocarbamates (S_2CNR_2) are less well developed (Lai *et al.*, 2002; Chen *et al.*, 2006; Benson *et al.* 2007). This is likely due to the stronger chelating ability of the dithiocarbamate ligand which tends to preclude incorporation of multiple bridging ligands within the Zn atom coordination sphere. This principle is exemplified in the title compound, (I), Fig. 1, where each Zn atom is five coordinate within a NS_4 donor set. The dithiocarbamate ligands are chelating but form disparate Zn—S bond distances ranging from 2.3204 (15) to 2.6650 (16) Å. The coordination geometries for the Zn1 and Zn2 atoms are distorted towards trigonal bipyramidal (TP) and square pyramidal (SP), respectively. This is quantified by the values of $\tau = 0.58$ and 0.39, respectively, compared with the ideal values of 0.0 and 1.0 for SP and TP, respectively (Addison *et al.*, 1984).

The most closely related structure available for comparison is the diethyldithiocarbamate analogue of (I) which was co-crystallized with a *trans*-1,2-bis(4-pyridyl)ethylene molecule (Lai & Tiekink, 2003). Here, the range of Zn—S bond distances was considerably narrower, *i.e.* 2.4100 (10) to 2.4914 (11) Å, and the coordination geometry was close to SP ($\tau = 0.13$).

Molecules of (I) are connected by C—H \cdots S interactions, Table 1, to form supramolecular zigzag chains that pack in the *ab* plane, Table 1 and Fig. 2. Chains are connected *via* C—H $\cdots\pi$ interactions to consolidate the crystal packing, Table 1 and Fig. 3.

S2. Experimental

Compound (I) was prepared by following a standard literature procedure (Lai & Tiekink, 2003). and recrystallized from the slow evaporation of a chloroform/acetonitrile (3:1) solution of (I); m. pt. 555–557 K.

S3. Refinement

The H atoms were geometrically placed (C—H = 0.95–0.98 Å) and refined as riding with $U_{iso}(H) = 1.2$ – $1.5U_{eq}(C)$. The maximum and minimum residual electron density peaks of 1.51 and 0.73 e Å $^{-3}$, respectively, were located 1.81 Å and 1.17 Å from the S5 and Zn2 atoms, respectively.

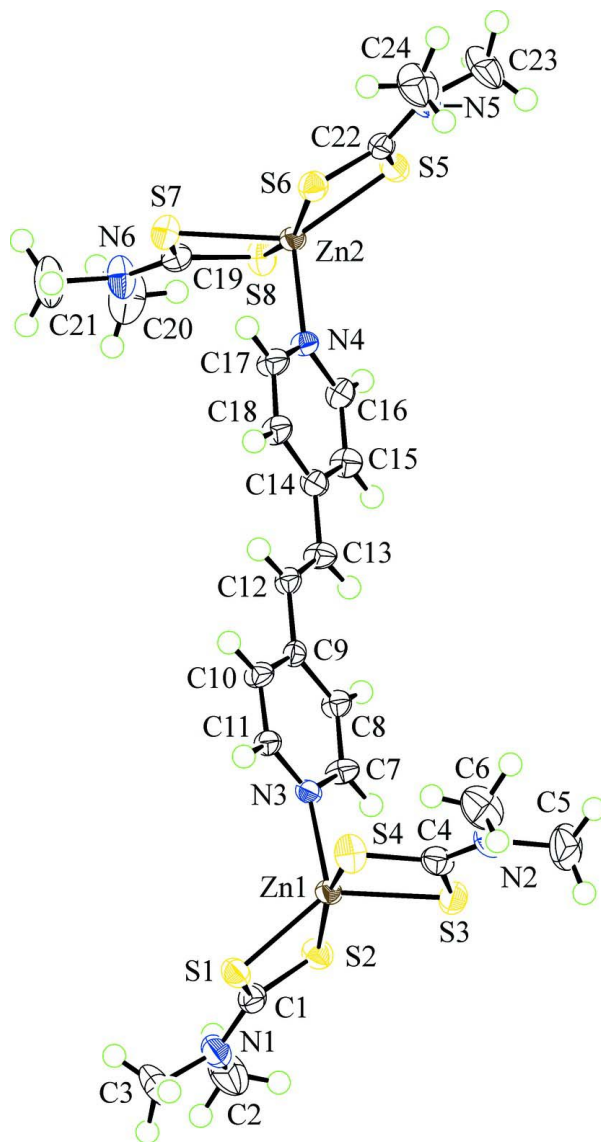


Figure 1

Molecular structure of (I) showing the crystallographic numbering scheme. Displacement ellipsoids are shown at the 70% probability level.

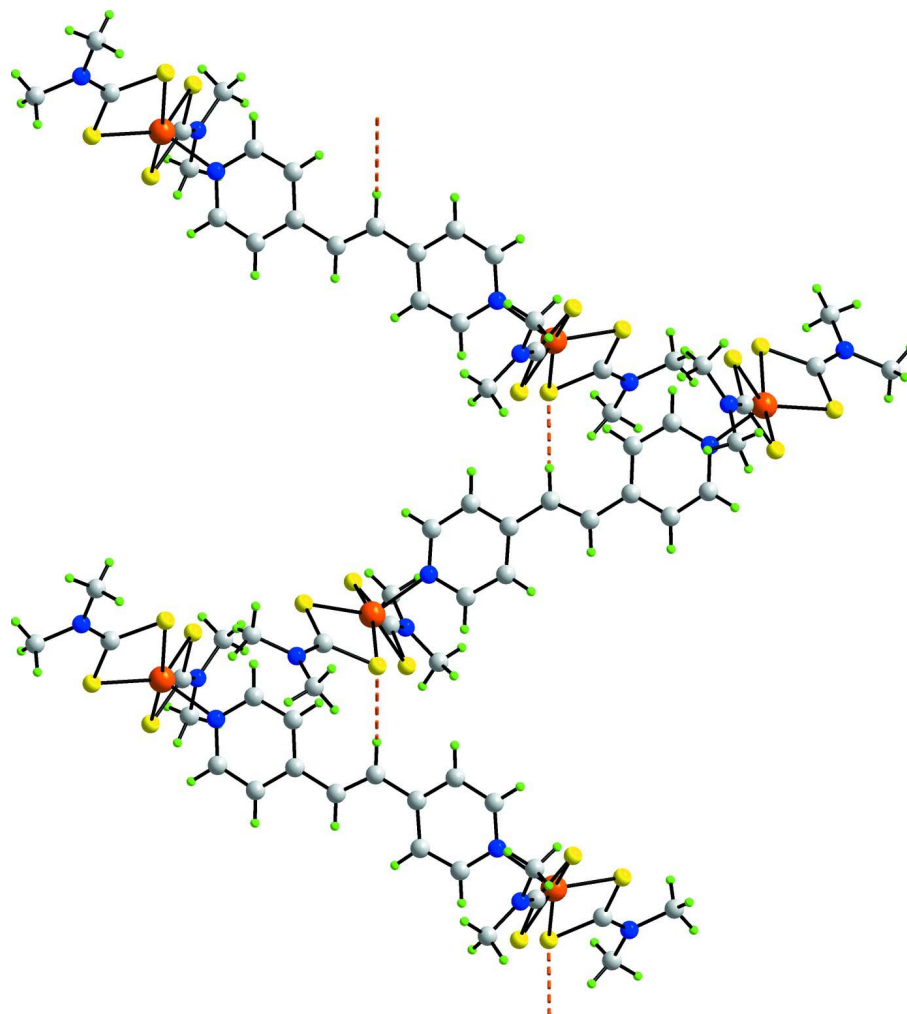


Figure 2

Supramolecular chain in (I) mediated by C—H...S interactions (orange dashed lines).

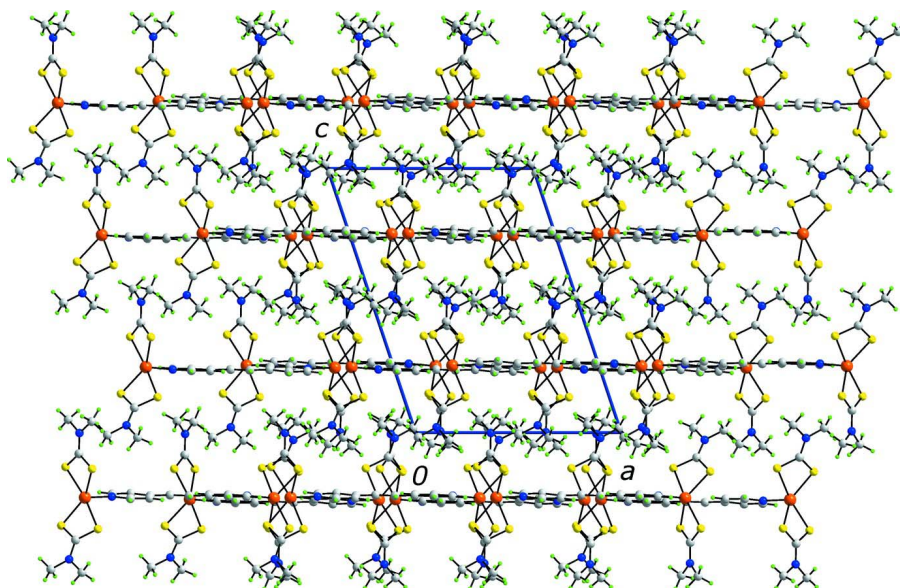


Figure 3

Unit-cell contents for (I) viewed in projection down the b axis.

$(\mu$ -1,2-Di-4-pyridylethylene- $\kappa^2N:N'$)bis[bis(N,N -dimethyldithiocarbamato- κ^2S,S')zinc(II)]

Crystal data

$[\text{Zn}_2(\text{C}_3\text{H}_6\text{NS}_2)_4(\text{C}_{12}\text{H}_{10}\text{N}_2)]$

$M_r = 793.79$

Monoclinic, $P2_1/c$

Hall symbol: $-P\ 2ybc$

$a = 13.061(4)\ \text{\AA}$

$b = 15.904(4)\ \text{\AA}$

$c = 17.658(5)\ \text{\AA}$

$\beta = 108.443(4)^\circ$

$V = 3479.7(16)\ \text{\AA}^3$

$Z = 4$

$F(000) = 1632$

$D_x = 1.515\ \text{Mg m}^{-3}$

Mo $K\alpha$ radiation, $\lambda = 0.71069\ \text{\AA}$

Cell parameters from 17793 reflections

$\theta = 2.1\text{--}40.7^\circ$

$\mu = 1.88\ \text{mm}^{-1}$

$T = 98\ \text{K}$

Prism, pale-yellow

$0.40 \times 0.08 \times 0.06\ \text{mm}$

Data collection

Rigaku AFC12K/SATURN724
diffractometer

Radiation source: fine-focus sealed tube

Graphite monochromator

ω scans

Absorption correction: multi-scan
(*ABSCOR*; Higashi, 1995)

$T_{\min} = 0.645$, $T_{\max} = 1$

23158 measured reflections

7142 independent reflections

6509 reflections with $I > 2\sigma(I)$

$R_{\text{int}} = 0.048$

$\theta_{\max} = 26.5^\circ$, $\theta_{\min} = 2.1^\circ$

$h = -14 \rightarrow 16$

$k = -19 \rightarrow 19$

$l = -22 \rightarrow 22$

Refinement

Refinement on F^2

Least-squares matrix: full

$R[F^2 > 2\sigma(F^2)] = 0.062$

$wR(F^2) = 0.155$

$S = 1.22$

7142 reflections

369 parameters

0 restraints

Primary atom site location: structure-invariant
direct methods

Secondary atom site location: difference Fourier
map

Hydrogen site location: inferred from
neighbouring sites

H-atom parameters constrained
 $w = 1/[\sigma^2(F_o^2) + (0.0348P)^2 + 22.73P]$
 where $P = (F_o^2 + 2F_c^2)/3$

$(\Delta/\sigma)_{\max} = 0.001$
 $\Delta\rho_{\max} = 1.51 \text{ e } \text{\AA}^{-3}$
 $\Delta\rho_{\min} = -0.73 \text{ e } \text{\AA}^{-3}$

Special details

Geometry. All e.s.d.'s (except the e.s.d. in the dihedral angle between two l.s. planes) are estimated using the full covariance matrix. The cell e.s.d.'s are taken into account individually in the estimation of e.s.d.'s in distances, angles and torsion angles; correlations between e.s.d.'s in cell parameters are only used when they are defined by crystal symmetry. An approximate (isotropic) treatment of cell e.s.d.'s is used for estimating e.s.d.'s involving l.s. planes.

Refinement. Refinement of F^2 against ALL reflections. The weighted R -factor wR and goodness of fit S are based on F^2 , conventional R -factors R are based on F , with F set to zero for negative F^2 . The threshold expression of $F^2 > \sigma(F^2)$ is used only for calculating R -factors(gt) *etc.* and is not relevant to the choice of reflections for refinement. R -factors based on F^2 are statistically about twice as large as those based on F , and R -factors based on ALL data will be even larger.

Fractional atomic coordinates and isotropic or equivalent isotropic displacement parameters (\AA^2)

	<i>x</i>	<i>y</i>	<i>z</i>	$U_{\text{iso}}^*/U_{\text{eq}}$
Zn1	1.20505 (5)	-0.06078 (4)	0.25194 (4)	0.01739 (16)
Zn2	0.28728 (5)	0.32085 (4)	0.25404 (3)	0.01633 (15)
S1	1.36946 (11)	-0.05320 (9)	0.35297 (8)	0.0220 (3)
S2	1.19681 (11)	-0.16805 (9)	0.36581 (8)	0.0231 (3)
S3	1.13226 (12)	-0.14634 (9)	0.13829 (8)	0.0249 (3)
S4	1.23185 (12)	0.02060 (10)	0.13722 (9)	0.0270 (3)
S5	0.12699 (11)	0.30053 (9)	0.14792 (8)	0.0217 (3)
S6	0.29923 (11)	0.41474 (9)	0.13505 (8)	0.0219 (3)
S7	0.36844 (12)	0.41455 (8)	0.36276 (8)	0.0212 (3)
S8	0.24259 (12)	0.26126 (9)	0.37027 (8)	0.0235 (3)
N1	1.3939 (4)	-0.1618 (3)	0.4724 (3)	0.0263 (11)
N2	1.1227 (4)	-0.0632 (4)	0.0052 (3)	0.0313 (12)
N3	1.0784 (3)	0.0114 (3)	0.2611 (2)	0.0162 (9)
N4	0.4200 (3)	0.2477 (3)	0.2579 (3)	0.0166 (9)
N5	0.1104 (4)	0.3966 (3)	0.0203 (3)	0.0297 (11)
N6	0.3653 (4)	0.3445 (3)	0.4985 (3)	0.0268 (11)
C1	1.3264 (5)	-0.1315 (3)	0.4054 (3)	0.0215 (11)
C2	1.3594 (6)	-0.2265 (5)	0.5182 (4)	0.0422 (17)
H2A	1.3048	-0.2031	0.5395	0.063*
H2B	1.4217	-0.2456	0.5623	0.063*
H2C	1.3287	-0.2743	0.4832	0.063*
C3	1.5023 (5)	-0.1256 (5)	0.5090 (4)	0.0394 (16)
H3A	1.5345	-0.1125	0.4672	0.059*
H3B	1.5480	-0.1663	0.5464	0.059*
H3C	1.4966	-0.0740	0.5377	0.059*
C4	1.1581 (5)	-0.0622 (4)	0.0845 (3)	0.0237 (12)
C5	1.0612 (7)	-0.1339 (5)	-0.0405 (4)	0.0448 (18)
H5A	1.1110	-0.1749	-0.0511	0.067*
H5B	1.0118	-0.1132	-0.0912	0.067*
H5C	1.0196	-0.1608	-0.0097	0.067*
C6	1.1407 (6)	0.0060 (5)	-0.0437 (4)	0.0405 (17)
H6A	1.1687	0.0549	-0.0096	0.061*

H6B	1.0723	0.0209	-0.0842	0.061*
H6C	1.1930	-0.0113	-0.0700	0.061*
C7	0.9896 (4)	-0.0291 (3)	0.2653 (3)	0.0205 (11)
H7	0.9906	-0.0888	0.2679	0.025*
C8	0.8978 (4)	0.0128 (3)	0.2659 (3)	0.0195 (11)
H8	0.8369	-0.0181	0.2689	0.023*
C9	0.8936 (4)	0.1001 (3)	0.2622 (3)	0.0155 (10)
C10	0.9858 (4)	0.1419 (3)	0.2589 (3)	0.0187 (10)
H10	0.9873	0.2015	0.2576	0.022*
C11	1.0749 (4)	0.0960 (3)	0.2577 (3)	0.0172 (10)
H11	1.1366	0.1255	0.2544	0.021*
C12	0.7970 (4)	0.1474 (3)	0.2610 (3)	0.0171 (10)
H12	0.8001	0.2070	0.2581	0.020*
C13	0.7048 (4)	0.1132 (3)	0.2637 (3)	0.0203 (11)
H13	0.7021	0.0536	0.2672	0.024*
C14	0.6081 (4)	0.1601 (3)	0.2616 (3)	0.0188 (11)
C15	0.5180 (4)	0.1187 (3)	0.2703 (3)	0.0206 (11)
H15	0.5195	0.0595	0.2777	0.025*
C16	0.4266 (4)	0.1642 (3)	0.2681 (3)	0.0200 (11)
H16	0.3661	0.1350	0.2741	0.024*
C17	0.5068 (4)	0.2883 (3)	0.2503 (4)	0.0221 (11)
H17	0.5032	0.3477	0.2437	0.027*
C18	0.6004 (4)	0.2477 (3)	0.2516 (3)	0.0202 (11)
H18	0.6595	0.2788	0.2457	0.024*
C19	0.3290 (4)	0.3405 (3)	0.4199 (3)	0.0202 (11)
C20	0.3321 (7)	0.2847 (4)	0.5497 (4)	0.0415 (18)
H20A	0.2795	0.2451	0.5163	0.062*
H20B	0.2993	0.3154	0.5843	0.062*
H20C	0.3954	0.2537	0.5827	0.062*
C21	0.4428 (6)	0.4077 (4)	0.5421 (4)	0.0378 (16)
H21A	0.4786	0.4328	0.5064	0.057*
H21B	0.4969	0.3811	0.5874	0.057*
H21C	0.4049	0.4516	0.5617	0.057*
C22	0.1729 (4)	0.3733 (3)	0.0934 (3)	0.0198 (11)
C23	0.0051 (6)	0.3582 (5)	-0.0177 (4)	0.0414 (17)
H23A	0.0144	0.3056	-0.0438	0.062*
H23B	-0.0401	0.3969	-0.0577	0.062*
H23C	-0.0298	0.3463	0.0228	0.062*
C24	0.1514 (6)	0.4526 (5)	-0.0292 (4)	0.0407 (17)
H24A	0.1989	0.4948	0.0047	0.061*
H24B	0.0907	0.4807	-0.0685	0.061*
H24C	0.1920	0.4197	-0.0571	0.061*

Atomic displacement parameters (\AA^2)

	U^{11}	U^{22}	U^{33}	U^{12}	U^{13}	U^{23}
Zn1	0.0141 (3)	0.0210 (3)	0.0169 (3)	0.0026 (2)	0.0046 (2)	-0.0017 (2)
Zn2	0.0149 (3)	0.0178 (3)	0.0163 (3)	0.0025 (2)	0.0051 (2)	-0.0006 (2)

S1	0.0173 (6)	0.0239 (7)	0.0221 (7)	-0.0011 (5)	0.0025 (5)	-0.0001 (5)
S2	0.0225 (7)	0.0234 (7)	0.0220 (7)	-0.0002 (5)	0.0050 (5)	0.0024 (5)
S3	0.0322 (8)	0.0199 (7)	0.0203 (7)	0.0009 (6)	0.0049 (6)	-0.0016 (5)
S4	0.0298 (8)	0.0309 (8)	0.0222 (7)	-0.0065 (6)	0.0110 (6)	-0.0001 (6)
S5	0.0188 (7)	0.0251 (7)	0.0195 (7)	0.0007 (5)	0.0038 (5)	-0.0004 (5)
S6	0.0241 (7)	0.0219 (7)	0.0198 (7)	0.0013 (5)	0.0071 (5)	-0.0004 (5)
S7	0.0290 (7)	0.0187 (6)	0.0175 (6)	-0.0041 (5)	0.0097 (5)	0.0004 (5)
S8	0.0244 (7)	0.0258 (7)	0.0224 (7)	-0.0087 (6)	0.0102 (6)	-0.0022 (5)
N1	0.025 (3)	0.027 (3)	0.022 (2)	-0.001 (2)	0.000 (2)	0.000 (2)
N2	0.034 (3)	0.038 (3)	0.019 (2)	0.007 (2)	0.005 (2)	0.002 (2)
N3	0.013 (2)	0.019 (2)	0.015 (2)	0.0025 (17)	0.0028 (16)	0.0002 (17)
N4	0.017 (2)	0.014 (2)	0.019 (2)	0.0017 (17)	0.0058 (17)	0.0012 (17)
N5	0.032 (3)	0.034 (3)	0.019 (2)	-0.001 (2)	0.002 (2)	0.002 (2)
N6	0.039 (3)	0.027 (3)	0.014 (2)	-0.012 (2)	0.008 (2)	0.0019 (19)
C1	0.026 (3)	0.021 (3)	0.017 (3)	0.002 (2)	0.006 (2)	-0.001 (2)
C2	0.047 (4)	0.045 (4)	0.025 (3)	-0.005 (3)	-0.001 (3)	0.012 (3)
C3	0.029 (3)	0.047 (4)	0.031 (3)	-0.008 (3)	-0.008 (3)	0.004 (3)
C4	0.022 (3)	0.031 (3)	0.017 (3)	0.006 (2)	0.006 (2)	0.001 (2)
C5	0.060 (5)	0.046 (4)	0.021 (3)	0.000 (4)	0.003 (3)	-0.007 (3)
C6	0.043 (4)	0.056 (5)	0.022 (3)	0.000 (3)	0.010 (3)	0.008 (3)
C7	0.019 (3)	0.018 (3)	0.027 (3)	0.004 (2)	0.011 (2)	0.003 (2)
C8	0.018 (3)	0.015 (2)	0.026 (3)	-0.002 (2)	0.008 (2)	0.001 (2)
C9	0.019 (3)	0.014 (2)	0.013 (2)	-0.0002 (19)	0.0041 (19)	-0.0012 (18)
C10	0.019 (3)	0.013 (2)	0.025 (3)	0.001 (2)	0.007 (2)	0.002 (2)
C11	0.014 (2)	0.014 (2)	0.023 (3)	-0.0008 (19)	0.006 (2)	0.000 (2)
C12	0.017 (3)	0.014 (2)	0.021 (3)	-0.0019 (19)	0.006 (2)	-0.0005 (19)
C13	0.020 (3)	0.014 (2)	0.027 (3)	0.000 (2)	0.008 (2)	0.006 (2)
C14	0.017 (3)	0.018 (3)	0.020 (3)	0.000 (2)	0.004 (2)	0.002 (2)
C15	0.021 (3)	0.017 (3)	0.025 (3)	-0.002 (2)	0.009 (2)	0.005 (2)
C16	0.022 (3)	0.017 (3)	0.022 (3)	-0.003 (2)	0.009 (2)	0.001 (2)
C17	0.018 (3)	0.013 (2)	0.036 (3)	-0.002 (2)	0.010 (2)	0.000 (2)
C18	0.020 (3)	0.014 (2)	0.028 (3)	-0.003 (2)	0.010 (2)	0.002 (2)
C19	0.021 (3)	0.020 (3)	0.022 (3)	0.001 (2)	0.009 (2)	0.001 (2)
C20	0.072 (5)	0.031 (3)	0.026 (3)	-0.019 (3)	0.022 (3)	0.005 (3)
C21	0.052 (4)	0.040 (4)	0.020 (3)	-0.018 (3)	0.010 (3)	-0.005 (3)
C22	0.021 (3)	0.021 (3)	0.016 (3)	0.005 (2)	0.004 (2)	-0.002 (2)
C23	0.037 (4)	0.053 (4)	0.022 (3)	-0.002 (3)	-0.007 (3)	0.008 (3)
C24	0.048 (4)	0.045 (4)	0.025 (3)	-0.001 (3)	0.005 (3)	0.011 (3)

Geometric parameters (Å, °)

Zn1—N3	2.061 (4)	C5—H5A	0.9800
Zn1—S1	2.3204 (15)	C5—H5B	0.9800
Zn1—S3	2.3613 (16)	C5—H5C	0.9800
Zn1—S4	2.5200 (16)	C6—H6A	0.9800
Zn1—S2	2.6650 (16)	C6—H6B	0.9800
Zn2—N4	2.071 (4)	C6—H6C	0.9800
Zn2—S5	2.3488 (15)	C7—C8	1.376 (7)

Zn2—S7	2.3964 (15)	C7—H7	0.9500
Zn2—S8	2.4918 (16)	C8—C9	1.391 (7)
Zn2—S6	2.6223 (16)	C8—H8	0.9500
S1—C1	1.746 (6)	C9—C10	1.391 (7)
S2—C1	1.716 (6)	C9—C12	1.463 (7)
S3—C4	1.736 (6)	C10—C11	1.380 (7)
S4—C4	1.721 (6)	C10—H10	0.9500
S5—C22	1.730 (6)	C11—H11	0.9500
S6—C22	1.711 (6)	C12—C13	1.336 (7)
S7—C19	1.732 (6)	C12—H12	0.9500
S8—C19	1.733 (6)	C13—C14	1.458 (7)
N1—C1	1.323 (7)	C13—H13	0.9500
N1—C2	1.466 (8)	C14—C15	1.399 (7)
N1—C3	1.475 (8)	C14—C18	1.403 (7)
N2—C4	1.328 (7)	C15—C16	1.387 (8)
N2—C6	1.463 (9)	C15—H15	0.9500
N2—C5	1.466 (9)	C16—H16	0.9500
N3—C11	1.348 (7)	C17—C18	1.377 (8)
N3—C7	1.348 (7)	C17—H17	0.9500
N4—C16	1.339 (7)	C18—H18	0.9500
N4—C17	1.349 (7)	C20—H20A	0.9800
N5—C22	1.343 (7)	C20—H20B	0.9800
N5—C23	1.460 (8)	C20—H20C	0.9800
N5—C24	1.463 (8)	C21—H21A	0.9800
N6—C19	1.319 (7)	C21—H21B	0.9800
N6—C21	1.460 (8)	C21—H21C	0.9800
N6—C20	1.470 (7)	C23—H23A	0.9800
C2—H2A	0.9800	C23—H23B	0.9800
C2—H2B	0.9800	C23—H23C	0.9800
C2—H2C	0.9800	C24—H24A	0.9800
C3—H3A	0.9800	C24—H24B	0.9800
C3—H3B	0.9800	C24—H24C	0.9800
C3—H3C	0.9800		
N3—Zn1—S1	118.77 (13)	N2—C6—H6B	109.5
N3—Zn1—S3	105.66 (13)	H6A—C6—H6B	109.5
S1—Zn1—S3	135.17 (6)	N2—C6—H6C	109.5
N3—Zn1—S4	95.51 (13)	H6A—C6—H6C	109.5
S1—Zn1—S4	105.14 (6)	H6B—C6—H6C	109.5
S3—Zn1—S4	74.56 (6)	N3—C7—C8	122.5 (5)
N3—Zn1—S2	94.15 (13)	N3—C7—H7	118.8
S1—Zn1—S2	72.64 (5)	C8—C7—H7	118.8
S3—Zn1—S2	99.84 (6)	C7—C8—C9	120.3 (5)
S4—Zn1—S2	169.86 (5)	C7—C8—H8	119.9
N4—Zn2—S5	118.30 (13)	C9—C8—H8	119.9
N4—Zn2—S7	99.78 (13)	C8—C9—C10	117.2 (5)
S5—Zn2—S7	141.40 (6)	C8—C9—C12	122.3 (5)
N4—Zn2—S8	99.85 (13)	C10—C9—C12	120.5 (5)

S5—Zn2—S8	102.88 (6)	C11—C10—C9	119.6 (5)
S7—Zn2—S8	74.71 (5)	C11—C10—H10	120.2
N4—Zn2—S6	94.87 (12)	C9—C10—H10	120.2
S5—Zn2—S6	72.73 (5)	N3—C11—C10	123.0 (5)
S7—Zn2—S6	99.46 (5)	N3—C11—H11	118.5
S8—Zn2—S6	164.88 (5)	C10—C11—H11	118.5
C1—S1—Zn1	89.75 (19)	C13—C12—C9	124.9 (5)
C1—S2—Zn1	79.62 (19)	C13—C12—H12	117.5
C4—S3—Zn1	85.7 (2)	C9—C12—H12	117.5
C4—S4—Zn1	81.14 (19)	C12—C13—C14	125.0 (5)
C22—S5—Zn2	88.47 (19)	C12—C13—H13	117.5
C22—S6—Zn2	80.31 (19)	C14—C13—H13	117.5
C19—S7—Zn2	84.58 (19)	C15—C14—C18	116.9 (5)
C19—S8—Zn2	81.66 (18)	C15—C14—C13	120.5 (5)
C1—N1—C2	121.0 (5)	C18—C14—C13	122.6 (5)
C1—N1—C3	121.7 (5)	C16—C15—C14	119.8 (5)
C2—N1—C3	116.9 (5)	C16—C15—H15	120.1
C4—N2—C6	123.0 (6)	C14—C15—H15	120.1
C4—N2—C5	122.4 (6)	N4—C16—C15	122.7 (5)
C6—N2—C5	114.5 (5)	N4—C16—H16	118.7
C11—N3—C7	117.5 (5)	C15—C16—H16	118.7
C11—N3—Zn1	124.7 (4)	N4—C17—C18	122.9 (5)
C7—N3—Zn1	117.7 (4)	N4—C17—H17	118.6
C16—N4—C17	118.0 (5)	C18—C17—H17	118.6
C16—N4—Zn2	125.4 (4)	C17—C18—C14	119.8 (5)
C17—N4—Zn2	116.6 (4)	C17—C18—H18	120.1
C22—N5—C23	121.7 (5)	C14—C18—H18	120.1
C22—N5—C24	121.0 (5)	N6—C19—S7	120.3 (4)
C23—N5—C24	116.7 (5)	N6—C19—S8	121.9 (4)
C19—N6—C21	123.2 (5)	S7—C19—S8	117.8 (3)
C19—N6—C20	122.5 (5)	N6—C20—H20A	109.5
C21—N6—C20	114.3 (5)	N6—C20—H20B	109.5
N1—C1—S2	122.2 (4)	H20A—C20—H20B	109.5
N1—C1—S1	119.9 (4)	N6—C20—H20C	109.5
S2—C1—S1	117.9 (3)	H20A—C20—H20C	109.5
N1—C2—H2A	109.5	H20B—C20—H20C	109.5
N1—C2—H2B	109.5	N6—C21—H21A	109.5
H2A—C2—H2B	109.5	N6—C21—H21B	109.5
N1—C2—H2C	109.5	H21A—C21—H21B	109.5
H2A—C2—H2C	109.5	N6—C21—H21C	109.5
H2B—C2—H2C	109.5	H21A—C21—H21C	109.5
N1—C3—H3A	109.5	H21B—C21—H21C	109.5
N1—C3—H3B	109.5	N5—C22—S6	121.2 (4)
H3A—C3—H3B	109.5	N5—C22—S5	120.4 (4)
N1—C3—H3C	109.5	S6—C22—S5	118.4 (3)
H3A—C3—H3C	109.5	N5—C23—H23A	109.5
H3B—C3—H3C	109.5	N5—C23—H23B	109.5
N2—C4—S4	121.9 (5)	H23A—C23—H23B	109.5

N2—C4—S3	120.3 (5)	N5—C23—H23C	109.5
S4—C4—S3	117.8 (3)	H23A—C23—H23C	109.5
N2—C5—H5A	109.5	H23B—C23—H23C	109.5
N2—C5—H5B	109.5	N5—C24—H24A	109.5
H5A—C5—H5B	109.5	N5—C24—H24B	109.5
N2—C5—H5C	109.5	H24A—C24—H24B	109.5
H5A—C5—H5C	109.5	N5—C24—H24C	109.5
H5B—C5—H5C	109.5	H24A—C24—H24C	109.5
N2—C6—H6A	109.5	H24B—C24—H24C	109.5
N3—Zn1—S1—C1	87.2 (2)	Zn1—S2—C1—S1	3.1 (3)
S3—Zn1—S1—C1	-84.5 (2)	Zn1—S1—C1—N1	175.1 (5)
S4—Zn1—S1—C1	-167.63 (19)	Zn1—S1—C1—S2	-3.5 (3)
S2—Zn1—S1—C1	2.06 (18)	C6—N2—C4—S4	-1.6 (9)
N3—Zn1—S2—C1	-121.0 (2)	C5—N2—C4—S4	179.1 (5)
S1—Zn1—S2—C1	-2.13 (19)	C6—N2—C4—S3	179.3 (5)
S3—Zn1—S2—C1	132.29 (19)	C5—N2—C4—S3	-0.1 (9)
S4—Zn1—S2—C1	76.7 (4)	Zn1—S4—C4—N2	172.6 (5)
N3—Zn1—S3—C4	86.0 (2)	Zn1—S4—C4—S3	-8.2 (3)
S1—Zn1—S3—C4	-101.6 (2)	Zn1—S3—C4—N2	-172.1 (5)
S4—Zn1—S3—C4	-5.44 (19)	Zn1—S3—C4—S4	8.7 (3)
S2—Zn1—S3—C4	-176.78 (19)	C11—N3—C7—C8	0.2 (8)
N3—Zn1—S4—C4	-99.2 (2)	Zn1—N3—C7—C8	-175.4 (4)
S1—Zn1—S4—C4	139.0 (2)	N3—C7—C8—C9	0.0 (8)
S3—Zn1—S4—C4	5.5 (2)	C7—C8—C9—C10	-0.8 (8)
S2—Zn1—S4—C4	63.0 (4)	C7—C8—C9—C12	178.7 (5)
N4—Zn2—S5—C22	-88.2 (2)	C8—C9—C10—C11	1.4 (8)
S7—Zn2—S5—C22	81.4 (2)	C12—C9—C10—C11	-178.1 (5)
S8—Zn2—S5—C22	162.95 (18)	C7—N3—C11—C10	0.4 (8)
S6—Zn2—S5—C22	-2.06 (18)	Zn1—N3—C11—C10	175.7 (4)
N4—Zn2—S6—C22	120.3 (2)	C9—C10—C11—N3	-1.3 (8)
S5—Zn2—S6—C22	2.11 (18)	C8—C9—C12—C13	0.4 (8)
S7—Zn2—S6—C22	-138.96 (18)	C10—C9—C12—C13	179.8 (5)
S8—Zn2—S6—C22	-73.1 (3)	C9—C12—C13—C14	-179.3 (5)
N4—Zn2—S7—C19	-90.9 (2)	C12—C13—C14—C15	-175.5 (5)
S5—Zn2—S7—C19	98.4 (2)	C12—C13—C14—C18	4.0 (9)
S8—Zn2—S7—C19	6.76 (19)	C18—C14—C15—C16	0.6 (8)
S6—Zn2—S7—C19	172.47 (19)	C13—C14—C15—C16	-179.9 (5)
N4—Zn2—S8—C19	90.7 (2)	C17—N4—C16—C15	-0.7 (8)
S5—Zn2—S8—C19	-147.03 (19)	Zn2—N4—C16—C15	-179.8 (4)
S7—Zn2—S8—C19	-6.80 (19)	C14—C15—C16—N4	0.0 (8)
S6—Zn2—S8—C19	-75.8 (3)	C16—N4—C17—C18	0.9 (8)
S1—Zn1—N3—C11	66.9 (4)	Zn2—N4—C17—C18	-179.9 (4)
S3—Zn1—N3—C11	-119.2 (4)	N4—C17—C18—C14	-0.4 (9)
S4—Zn1—N3—C11	-43.7 (4)	C15—C14—C18—C17	-0.4 (8)
S2—Zn1—N3—C11	139.4 (4)	C13—C14—C18—C17	-179.9 (5)
S1—Zn1—N3—C7	-117.8 (4)	C21—N6—C19—S7	-2.6 (9)
S3—Zn1—N3—C7	56.1 (4)	C20—N6—C19—S7	178.3 (5)

S4—Zn1—N3—C7	131.6 (4)	C21—N6—C19—S8	176.5 (5)
S2—Zn1—N3—C7	-45.3 (4)	C20—N6—C19—S8	-2.6 (9)
S5—Zn2—N4—C16	-65.3 (5)	Zn2—S7—C19—N6	168.5 (5)
S7—Zn2—N4—C16	121.2 (4)	Zn2—S7—C19—S8	-10.6 (3)
S8—Zn2—N4—C16	45.2 (4)	Zn2—S8—C19—N6	-168.9 (5)
S6—Zn2—N4—C16	-138.3 (4)	Zn2—S8—C19—S7	10.3 (3)
S5—Zn2—N4—C17	115.6 (4)	C23—N5—C22—S6	176.4 (5)
S7—Zn2—N4—C17	-57.9 (4)	C24—N5—C22—S6	5.4 (8)
S8—Zn2—N4—C17	-133.9 (4)	C23—N5—C22—S5	-3.7 (8)
S6—Zn2—N4—C17	42.6 (4)	C24—N5—C22—S5	-174.8 (5)
C2—N1—C1—S2	-2.5 (8)	Zn2—S6—C22—N5	176.8 (5)
C3—N1—C1—S2	-175.3 (5)	Zn2—S6—C22—S5	-3.1 (3)
C2—N1—C1—S1	179.0 (5)	Zn2—S5—C22—N5	-176.4 (5)
C3—N1—C1—S1	6.2 (8)	Zn2—S5—C22—S6	3.4 (3)
Zn1—S2—C1—N1	-175.5 (5)		

Hydrogen-bond geometry (Å, °)

<i>D</i> —H \cdots <i>A</i>	<i>D</i> —H	H \cdots <i>A</i>	<i>D</i> \cdots <i>A</i>	<i>D</i> —H \cdots <i>A</i>
C13—H13 \cdots S6 ⁱ	0.95	2.81	3.636 (5)	146
C18—H18 \cdots Cg1 ⁱⁱ	0.95	2.76	3.589 (5)	146
C24—H24b \cdots Cg2 ⁱⁱⁱ	0.98	2.93	3.638 (7)	130

Symmetry codes: (i) $-x+1, y-1/2, -z+1/2$; (ii) $-x+2, y+1/2, -z+1/2$; (iii) $x-1, -y+1/2, z-1/2$.