

Octarubidium di- μ -sulfato- κ^4 O:O'-bis-[cis-dioxido-cis-disulfatotungstate(VI)]

Kenny Ståhl* and Rolf W. Berg

Technical University of Denmark, Department of Chemistry, Building 207, DK-2800 Lyngby, Denmark

Correspondence e-mail: kenny@kemi.dtu.dk

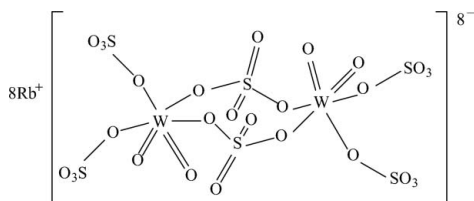
Received 14 September 2009; accepted 4 November 2009

Key indicators: single-crystal X-ray study; $T = 120$ K; mean $\sigma(\text{S-O}) = 0.003$ Å; R factor = 0.020; wR factor = 0.052; data-to-parameter ratio = 17.5.

The title compound, $\text{Rb}_8[\text{W}_2\text{O}_4(\text{SO}_4)_6]$, was precipitated from a melt of tungsten(VI) oxide and rubidium sulfate in rubidium disulfate. The unit cell contains two discrete $[\{\text{W}^{\text{VI}}\text{O}_2(\text{SO}_4)_2\}_2(\mu\text{-SO}_4)_2]^{8-}$ units connected by Rb–O coordination. The W atom is octahedrally surrounded by two oxide ligands, two terminal sulfate ligands and two bridging sulfate groups. One Rb atom is coordinated by eight O atoms, whereas the three other Rb atoms are coordinated by nine O atoms from sulfate and oxide groups, leading to distorted $[\text{RbO}_x]$ polyhedra.

Related literature

For methods used in the synthesis, see: Berg *et al.* (2006); Borup *et al.* (1990); Nørbygaard *et al.* (1998). For the crystal structure of the potassium analog, see: Schäffer & Berg (2005).



Experimental

Crystal data

$\text{Rb}_8[\text{W}_2\text{O}_4(\text{SO}_4)_6]$
 $M_r = 1691.86$
 Monoclinic, $P2_1/n$
 $a = 9.6405$ (5) Å
 $b = 13.9890$ (7) Å
 $c = 10.7692$ (5) Å
 $\beta = 90.472$ (1)°

$V = 1452.30$ (12) Å³
 $Z = 2$
 Mo $K\alpha$ radiation
 $\mu = 21.77$ mm⁻¹
 $T = 120$ K
 $0.45 \times 0.20 \times 0.05$ mm

Data collection

Bruker SMART APEX diffractometer

Absorption correction: multi-scan (SADABS; Sheldrick, 2002)
 $T_{\min} = 0.077$, $T_{\max} = 0.59$

18895 measured reflections
 3496 independent reflections

3360 reflections with $I > 2\sigma(I)$
 $R_{\text{int}} = 0.036$

Refinement

$R[F^2 > 2\sigma(F^2)] = 0.020$
 $wR(F^2) = 0.052$
 $S = 1.11$
 3496 reflections

200 parameters
 $\Delta\rho_{\text{max}} = 1.35$ e Å⁻³
 $\Delta\rho_{\text{min}} = -1.51$ e Å⁻³

Table 1

Selected bond lengths (Å).

W1—O1	1.716 (2)	Rb3—O12 ⁱ	3.101 (2)
W1—O2	1.721 (2)	Rb3—O11 ^{vii}	3.170 (2)
W1—O3	1.960 (2)	Rb3—O12 ^v	3.173 (3)
W1—O4	2.009 (2)	Rb3—O1	3.220 (2)
W1—O5	2.097 (2)	Rb3—O13 ^v	3.225 (3)
W1—O6	2.254 (2)	Rb4—O8 ^{viii}	2.910 (3)
Rb1—O1	2.877 (2)	Rb4—O3 ⁱ	2.914 (2)
Rb1—O8	2.931 (2)	Rb4—O10	2.941 (3)
Rb1—O7	2.939 (3)	Rb4—O14	2.964 (2)
Rb1—O9 ^j	2.955 (3)	Rb4—O13 ⁱ	2.981 (3)
Rb1—O6 ⁱⁱ	3.009 (2)	Rb4—O12 ⁱ	3.103 (3)
Rb1—O11 ⁱⁱⁱ	3.010 (2)	Rb4—O6 ⁱ	3.221 (2)
Rb1—O2 ⁱⁱⁱ	3.084 (2)	Rb4—O5	3.253 (2)
Rb1—O5 ⁱⁱ	3.185 (2)	Rb4—O4	3.423 (2)
Rb2—O14 ^{iv}	2.761 (3)	S1—O11	1.445 (2)
Rb2—O7 ^v	2.893 (2)	S1—O14	1.449 (2)
Rb2—O9 ^{vi}	2.903 (3)	S1—O6 ^{ix}	1.490 (2)
Rb2—O2	2.939 (3)	S1—O4	1.531 (2)
Rb2—O13 ⁱⁱ	2.986 (2)	S2—O12	1.451 (3)
Rb2—O8	3.082 (3)	S2—O9	1.452 (3)
Rb2—O10 ^v	3.106 (3)	S2—O8	1.454 (3)
Rb2—O9	3.337 (3)	S2—O3	1.575 (2)
Rb2—O1	3.374 (3)	S3—O13	1.461 (2)
Rb3—O11	2.776 (2)	S3—O7	1.464 (3)
Rb3—O10 ⁱⁱ	2.788 (3)	S3—O10	1.464 (3)
Rb3—O7 ^v	2.874 (2)	S3—O5	1.528 (2)
Rb3—O14 ^{vii}	2.935 (2)		

Symmetry codes: (i) $x - \frac{1}{2}, -y + \frac{1}{2}, z - \frac{1}{2}$; (ii) $x + \frac{1}{2}, -y + \frac{1}{2}, z - \frac{1}{2}$; (iii) $-x + \frac{1}{2}, y + \frac{1}{2}, -z + \frac{3}{2}$; (iv) $x + 1, y, z$; (v) $-x + \frac{1}{2}, y - \frac{1}{2}, -z + \frac{3}{2}$; (vi) $-x + 1, -y, -z + 2$; (vii) $-x, -y, -z + 1$; (viii) $x - 1, y, z$; (ix) $-x, -y, -z + 2$.

Data collection: SMART (Bruker, 2002); cell refinement: SAINT-Plus (Bruker, 2002); data reduction: SAINT-Plus; program(s) used to solve structure: SHELXTL (Sheldrick, 2008); program(s) used to refine structure: SHELXTL; molecular graphics: ORTEP-3 (Farrugia, 1997) and ATOMS (Dowty, 2000); software used to prepare material for publication: SHELXTL.

The authors thank Astrid Schöneberg and Bodil Holten for technical assistance.

Supplementary data and figures for this paper are available from the IUCr electronic archives (Reference: FI2090).

References

- Berg, R. W., Ferre, I. M. & Schäffer, S. J. C. (2006). *Vib. Spectrosc.* **42**, 346–352.
 Borup, F., Berg, R. W. & Nielsen, K. (1990). *Acta Chem. Scand.* **44**, 328–331.
 Bruker (2002). SMART and SAINT-Plus. Bruker AXS Inc., Madison, Wisconsin, USA.
 Dowty, E. (2000). ATOMS. Shape Software, Kingsport, Tennessee 37663, USA.
 Farrugia, L. J. (1997). *J. Appl. Cryst.* **30**, 565.
 Nørbygaard, T., Berg, R. W. & Nielsen, K. (1998). *Molten Salts XI Electrochem. Soc. Proc.* **98–11**, 553–565.
 Schäffer, S. J. C. & Berg, R. W. (2005). *Acta Cryst.* **E61**, i49–i51.
 Sheldrick, G. M. (2002). SADABS. University of Göttingen, Germany.
 Sheldrick, G. M. (2008). *Acta Cryst.* **A64**, 112–122.

supporting information

Acta Cryst. (2009). E65, i88 [doi:10.1107/S1600536809046431]

Octarubidium di- μ -sulfato- κ^4 O:O'-bis[*cis*-dioxido-*cis*-disulfatotungstate(VI)]**Kenny Stahl and Rolf W. Berg****S1. Comment**

Tungsten trioxide is known as a highly inert solid, practically insoluble in acids. It was discovered that WO_3 can be dissolved in considerable amounts in acidic sulfate melts at high temperatures (Schaffer and Berg, 2005 and Berg *et al.*, 2006). When therefore WO_3 , Rb_2SO_4 and $\text{Rb}_2\text{S}_2\text{O}_7$ are mixed in varying molar amounts in sealed ampoules and heated for equilibration in a rocking furnace at appr. 600 °C for appr. 1 hr, clear melts are formed ($\text{Rb}_2\text{S}_2\text{O}_7$ is hygroscopic and needs to be handled in a dry box). It has been shown that $[\text{WO}_2]^{2+}$ ions formed are solvated by SO_4^{2-} ions. The stoichiometry of the reaction have been determined fairly accurately as 1:1:1, or $2\text{WO}_3 + 2M_2\text{SO}_4 + 2M_2\text{S}_2\text{O}_7 \rightarrow M_8[(\text{WO}_2)_2(\mu\text{-SO}_4)_2(\text{SO}_4)_4]$ for the case of $M = \text{K}$, Schaffer and Berg, 2005. Here we have studied the case of $M = \text{Rb}$ and have found closely analogous results for single crystals of the compound, $1\text{WO}_3:1\text{Rb}_2\text{S}_2\text{O}_7:1\text{Rb}_2\text{SO}_4$. The main difference for $M = \text{Rb}$ as compared to $M = \text{K}$ is as expected in the $M - \text{O}$ coordination: Rb1/K1, CN = 8/8, $\langle M - \text{O} \rangle = 2.999$ (1)/2.822 (1); Rb2/K2, CN = 9/7, $\langle M - \text{O} \rangle = 3.042$ (1)/2.825 (1); Rb3/K3, CN = 9/8, $\langle M - \text{O} \rangle = 3.029$ (1)/2.909 (1); Rb4/K4, CN = 9/9, $\langle M - \text{O} \rangle = 3.079$ (1)/2.945 (1). As the oxo-sulfatotungstate groups are extended in the b-direction, the major changes in the unit cell axes are observed in the a- and c- directions.

S2. Experimental

The crystals were grown from a melt of 20.6 mol % tungsten trioxide and 19.9 mol % rubidium sulfate in rubidium disulfate, using the methods described by Borup *et al.* (1990), Norbygaard *et al.* (1998) and Berg *et al.* (2006).

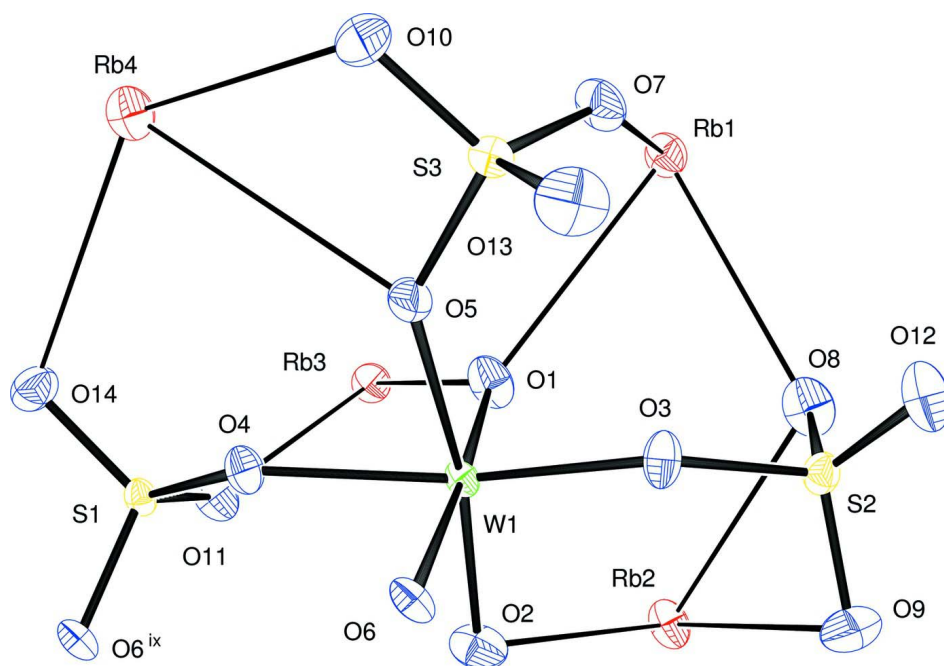


Figure 1

The asymmetric unit of (I) showing 50% probability displacement ellipsoids and the atomic numbering. O6^{iv} was added to complete the S1 coordination.

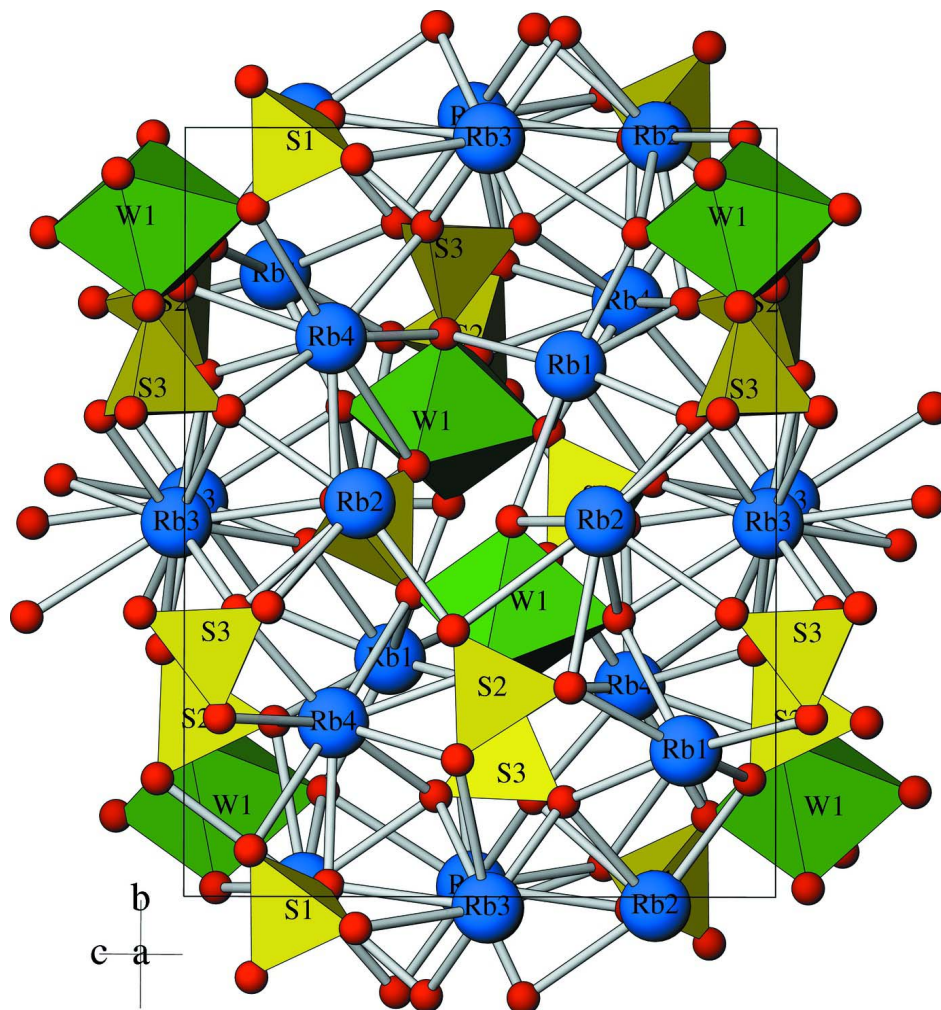


Figure 2

The crystal packing of (I) viewed down the a axis. W atoms are in the centers of the octahedra and S atoms are in the centers of the tetrahedra. Rb are shown as large and O as small spheres.

Octarubidium di- μ -sulfato- $\kappa^4 O:O'$ -bis[*cis*-dioxido-*cis*-disulfatotungstate(VI)]

Crystal data

$\text{Rb}_8[\text{W}_2\text{O}_4(\text{SO}_4)_6]$

$M_r = 1691.86$

Monoclinic, $P2_1/n$

Hall symbol: $-P\ 2_1/n$

$a = 9.6405\ (5)\ \text{\AA}$

$b = 13.9890\ (7)\ \text{\AA}$

$c = 10.7692\ (5)\ \text{\AA}$

$\beta = 90.472\ (1)^\circ$

$V = 1452.30\ (12)\ \text{\AA}^3$

$Z = 2$

$F(000) = 1528$

$D_x = 3.869\ \text{Mg m}^{-3}$

Mo $K\alpha$ radiation, $\lambda = 0.71073\ \text{\AA}$

Cell parameters from 6979 reflections

$\theta = 2.4\text{--}28.0^\circ$

$\mu = 21.77\ \text{mm}^{-1}$

$T = 120\ \text{K}$

Irregular, colourless

$0.45 \times 0.20 \times 0.05\ \text{mm}$

Data collection

Bruker SMART APEX
diffractometer
Radiation source: fine-focus sealed tube
Graphite monochromator
 ω scan, frame data integration
Absorption correction: multi-scan
(*SADABS*; Sheldrick, 2002)
 $T_{\min} = 0.077$, $T_{\max} = 0.59$

18895 measured reflections
3496 independent reflections
3360 reflections with $I > 2\sigma(I)$
 $R_{\text{int}} = 0.036$
 $\theta_{\text{max}} = 28.0^\circ$, $\theta_{\text{min}} = 2.4^\circ$
 $h = -12 \rightarrow 12$
 $k = -18 \rightarrow 18$
 $l = -14 \rightarrow 14$

Refinement

Refinement on F^2
Least-squares matrix: full
 $R[F^2 > 2\sigma(F^2)] = 0.020$
 $wR(F^2) = 0.052$
 $S = 1.11$
3496 reflections
200 parameters
0 restraints
Primary atom site location: structure-invariant
direct methods

Secondary atom site location: difference Fourier
map
 $w = 1/[\sigma^2(F_o^2) + (0.0287P)^2 + 1.1918P]$
where $P = (F_o^2 + 2F_c^2)/3$
 $(\Delta/\sigma)_{\text{max}} = 0.001$
 $\Delta\rho_{\text{max}} = 1.35 \text{ e } \text{\AA}^{-3}$
 $\Delta\rho_{\text{min}} = -1.51 \text{ e } \text{\AA}^{-3}$
Extinction correction: *SHELXTL* (Sheldrick,
2008), $F_c^* = kFc[1 + 0.001x \text{Fc}^2 \lambda^3 / \sin(2\theta)]^{-1/4}$
Extinction coefficient: 0.00175 (10)

Special details

Experimental. Oxford Cryosystem liquid nitrogen cryostream cooler

Geometry. All e.s.d.'s are estimated using the full covariance matrix. The cell e.s.d.'s are taken into account individually in the estimation of e.s.d.'s in distances, angles and torsion angles; correlations between e.s.d.'s in cell parameters are only used when they are defined by crystal symmetry.

Refinement. A series of identical frames was collected twice during the experiment to monitor decay. No decay was detected and decay correction was not applied. Systematic conditions suggested the unambiguous space group. The structure was solved by direct methods (Sheldrick, 2008). The space group choice was confirmed by successful convergence of the full-matrix least-squares refinement on F^2 (Sheldrick, 2008). Refinement of F^2 against ALL reflections. The weighted R -factor wR and goodness of fit S are based on F^2 , conventional R -factors R are based on F , with F set to zero for negative F^2 . The threshold expression of $F^2 > 2\sigma(F^2)$ is used only for calculating R -factors(gt) *etc.* and is not relevant to the choice of reflections for refinement. R -factors based on F^2 are statistically about twice as large as those based on F , and R -factors based on ALL data will be even larger. The highest peak in the final difference Fourier map was 0.85 Å and the deepest hole was 0.78 Å from W1. The final map had no other significant features. A final analysis of variance between observed and calculated structure factors showed no dependence on amplitude or resolution.

Fractional atomic coordinates and isotropic or equivalent isotropic displacement parameters (Å²)

	<i>x</i>	<i>y</i>	<i>z</i>	$U_{\text{iso}}^*/U_{\text{eq}}$
W1	0.168190 (12)	0.117132 (8)	0.917586 (11)	0.00604 (6)
Rb1	0.31202 (3)	0.30953 (2)	0.65221 (3)	0.01095 (8)
Rb2	0.50882 (3)	0.01145 (2)	0.79641 (3)	0.01149 (8)
Rb3	0.19055 (3)	0.01388 (2)	0.51347 (3)	0.01057 (8)
Rb4	-0.23085 (3)	0.22589 (2)	0.74755 (3)	0.01173 (8)
S1	-0.07712 (8)	-0.01972 (5)	0.80402 (7)	0.00671 (15)
S2	0.46037 (8)	0.22894 (6)	0.97953 (7)	0.00823 (15)
S3	0.03580 (8)	0.34141 (5)	0.94629 (7)	0.00726 (15)
O1	0.2116 (3)	0.13695 (17)	0.7656 (2)	0.0126 (5)
O2	0.2550 (3)	0.01169 (17)	0.9456 (2)	0.0134 (5)

O3	0.3015 (2)	0.20560 (17)	0.9939 (2)	0.0105 (5)
O4	-0.0203 (2)	0.06004 (16)	0.8874 (2)	0.0095 (4)
O5	0.0314 (2)	0.23235 (16)	0.9395 (2)	0.0113 (5)
O6	0.0953 (2)	0.10525 (15)	1.1153 (2)	0.0086 (4)
O7	0.1394 (3)	0.37617 (16)	0.8585 (2)	0.0123 (5)
O8	0.4896 (3)	0.22782 (18)	0.8473 (2)	0.0146 (5)
O9	0.5342 (3)	0.1533 (2)	1.0446 (3)	0.0221 (6)
O10	-0.1042 (3)	0.37142 (17)	0.9097 (2)	0.0143 (5)
O11	0.0230 (3)	-0.04158 (17)	0.7090 (2)	0.0118 (5)
O12	0.4761 (3)	0.32204 (18)	1.0374 (2)	0.0160 (5)
O13	0.0695 (3)	0.36869 (18)	1.0740 (2)	0.0168 (5)
O14	-0.2088 (3)	0.01462 (17)	0.7559 (2)	0.0121 (5)

Atomic displacement parameters (Å²)

	U^{11}	U^{22}	U^{33}	U^{12}	U^{13}	U^{23}
W1	0.00608 (8)	0.00633 (8)	0.00575 (8)	-0.00051 (4)	0.00225 (5)	-0.00028 (4)
Rb1	0.01021 (15)	0.01196 (15)	0.01072 (15)	-0.00113 (11)	0.00177 (11)	0.00109 (11)
Rb2	0.01089 (16)	0.01125 (15)	0.01242 (16)	-0.00146 (11)	0.00470 (11)	-0.00220 (11)
Rb3	0.01010 (15)	0.01395 (15)	0.00769 (15)	-0.00045 (11)	0.00251 (11)	0.00227 (10)
Rb4	0.01259 (16)	0.01381 (15)	0.00883 (15)	-0.00152 (12)	0.00221 (11)	-0.00042 (11)
S1	0.0069 (3)	0.0080 (3)	0.0052 (3)	-0.0015 (3)	0.0008 (3)	0.0002 (3)
S2	0.0065 (3)	0.0102 (4)	0.0080 (4)	-0.0011 (3)	0.0004 (3)	0.0005 (3)
S3	0.0086 (4)	0.0070 (3)	0.0062 (3)	0.0008 (3)	0.0016 (3)	-0.0007 (3)
O1	0.0157 (12)	0.0143 (11)	0.0077 (11)	-0.0046 (10)	0.0025 (9)	-0.0001 (9)
O2	0.0144 (12)	0.0098 (11)	0.0161 (12)	0.0047 (9)	0.0057 (9)	0.0011 (9)
O3	0.0071 (11)	0.0141 (11)	0.0104 (11)	-0.0017 (9)	0.0015 (8)	-0.0033 (9)
O4	0.0099 (11)	0.0093 (10)	0.0094 (11)	-0.0024 (9)	0.0007 (8)	-0.0019 (8)
O5	0.0088 (11)	0.0081 (10)	0.0170 (12)	0.0002 (9)	0.0006 (9)	0.0009 (9)
O6	0.0110 (11)	0.0068 (10)	0.0080 (11)	-0.0025 (8)	0.0025 (9)	0.0006 (8)
O7	0.0123 (12)	0.0127 (12)	0.0120 (12)	-0.0024 (9)	0.0043 (9)	0.0030 (8)
O8	0.0156 (12)	0.0178 (12)	0.0105 (12)	-0.0028 (10)	0.0057 (9)	-0.0012 (9)
O9	0.0171 (13)	0.0202 (14)	0.0288 (15)	0.0015 (11)	-0.0074 (11)	0.0102 (11)
O10	0.0099 (12)	0.0123 (11)	0.0207 (14)	0.0039 (9)	0.0018 (10)	-0.0009 (9)
O11	0.0142 (12)	0.0130 (11)	0.0084 (11)	-0.0017 (9)	0.0049 (8)	-0.0008 (9)
O12	0.0153 (12)	0.0157 (12)	0.0170 (13)	-0.0054 (10)	0.0020 (10)	-0.0047 (10)
O13	0.0250 (15)	0.0173 (12)	0.0079 (12)	0.0004 (11)	-0.0014 (10)	-0.0039 (9)
O14	0.0110 (12)	0.0151 (12)	0.0102 (11)	0.0011 (9)	-0.0017 (9)	0.0014 (9)

Geometric parameters (Å, °)

W1—O1	1.716 (2)	Rb3—O12 ⁱ	3.101 (2)
W1—O2	1.721 (2)	Rb3—O11 ^{vii}	3.170 (2)
W1—O3	1.960 (2)	Rb3—O12 ^v	3.173 (3)
W1—O4	2.009 (2)	Rb3—O1	3.220 (2)
W1—O5	2.097 (2)	Rb3—O13 ^v	3.225 (3)
W1—O6	2.254 (2)	Rb4—O8 ^{viii}	2.910 (3)
Rb1—O1	2.877 (2)	Rb4—O3 ⁱ	2.914 (2)

Rb1—O8	2.931 (2)	Rb4—O10	2.941 (3)
Rb1—O7	2.939 (3)	Rb4—O14	2.964 (2)
Rb1—O9 ⁱ	2.955 (3)	Rb4—O13 ⁱ	2.981 (3)
Rb1—O6 ⁱⁱ	3.009 (2)	Rb4—O12 ⁱ	3.103 (3)
Rb1—O11 ⁱⁱⁱ	3.010 (2)	Rb4—O6 ⁱ	3.221 (2)
Rb1—O2 ⁱⁱⁱ	3.084 (2)	Rb4—O5	3.253 (2)
Rb1—O5 ⁱⁱ	3.185 (2)	Rb4—O4	3.423 (2)
Rb2—O14 ^{iv}	2.761 (3)	S1—O11	1.445 (2)
Rb2—O7 ^v	2.893 (2)	S1—O14	1.449 (2)
Rb2—O9 ^{vi}	2.903 (3)	S1—O6 ^{ix}	1.490 (2)
Rb2—O2	2.939 (3)	S1—O4	1.531 (2)
Rb2—O13 ⁱⁱ	2.986 (2)	S2—O12	1.451 (3)
Rb2—O8	3.082 (3)	S2—O9	1.452 (3)
Rb2—O10 ^v	3.106 (3)	S2—O8	1.454 (3)
Rb2—O9	3.337 (3)	S2—O3	1.575 (2)
Rb2—O1	3.374 (3)	S3—O13	1.461 (2)
Rb3—O11	2.776 (2)	S3—O7	1.464 (3)
Rb3—O10 ⁱⁱ	2.788 (3)	S3—O10	1.464 (3)
Rb3—O7 ^v	2.874 (2)	S3—O5	1.528 (2)
Rb3—O14 ^{vii}	2.935 (2)		
O1—W1—O2	100.59 (12)	O7 ^v —Rb3—O12 ⁱ	146.54 (7)
O1—W1—O3	97.67 (11)	O14 ^{vii} —Rb3—O12 ⁱ	103.19 (7)
O2—W1—O3	98.71 (11)	O11—Rb3—O11 ^{vii}	103.26 (6)
O1—W1—O4	97.90 (10)	O10 ⁱⁱ —Rb3—O11 ^{vii}	94.90 (7)
O2—W1—O4	97.20 (11)	O7 ^v —Rb3—O11 ^{vii}	143.97 (6)
O3—W1—O4	155.24 (9)	O14 ^{vii} —Rb3—O11 ^{vii}	46.63 (6)
O1—W1—O5	98.15 (11)	O12 ⁱ —Rb3—O11 ^{vii}	62.82 (6)
O2—W1—O5	160.75 (11)	O11—Rb3—O12 ^v	66.26 (7)
O3—W1—O5	83.02 (9)	O10 ⁱⁱ —Rb3—O12 ^v	141.04 (7)
O4—W1—O5	75.81 (9)	O7 ^v —Rb3—O12 ^v	78.58 (6)
O1—W1—O6	173.62 (10)	O14 ^{vii} —Rb3—O12 ^v	75.47 (7)
O2—W1—O6	85.75 (10)	O12 ⁱ —Rb3—O12 ^v	107.66 (6)
O3—W1—O6	81.90 (9)	O11 ^{vii} —Rb3—O12 ^v	69.40 (6)
O4—W1—O6	80.50 (9)	O11—Rb3—O1	62.79 (7)
O5—W1—O6	75.48 (9)	O10 ⁱⁱ —Rb3—O1	89.42 (7)
O1—Rb1—O8	64.22 (7)	O7 ^v —Rb3—O1	85.54 (6)
O1—Rb1—O7	75.57 (7)	O14 ^{vii} —Rb3—O1	154.44 (7)
O8—Rb1—O7	84.99 (7)	O12 ⁱ —Rb3—O1	64.64 (6)
O1—Rb1—O9 ⁱ	90.40 (8)	O11 ^{vii} —Rb3—O1	127.46 (6)
O8—Rb1—O9 ⁱ	150.64 (8)	O12 ^v —Rb3—O1	128.76 (6)
O7—Rb1—O9 ⁱ	73.96 (7)	O11—Rb3—O13 ^v	117.97 (7)
O1—Rb1—O6 ⁱⁱ	134.22 (7)	O10 ⁱⁱ —Rb3—O13 ^v	74.48 (7)
O8—Rb1—O6 ⁱⁱ	73.97 (7)	O7 ^v —Rb3—O13 ^v	46.39 (7)
O7—Rb1—O6 ⁱⁱ	119.62 (6)	O14 ^{vii} —Rb3—O13 ^v	64.96 (6)
O9 ⁱ —Rb1—O6 ⁱⁱ	134.35 (7)	O12 ⁱ —Rb3—O13 ^v	166.10 (7)
O1—Rb1—O11 ⁱⁱⁱ	123.25 (6)	O11 ^{vii} —Rb3—O13 ^v	108.61 (6)
O8—Rb1—O11 ⁱⁱⁱ	67.10 (7)	O12 ^v —Rb3—O13 ^v	77.31 (7)

O7—Rb1—O11 ⁱⁱⁱ	72.87 (7)	O1—Rb3—O13 ^v	122.86 (6)
O9 ⁱ —Rb1—O11 ⁱⁱⁱ	123.13 (7)	O8 ^{viii} —Rb4—O3 ⁱ	116.73 (7)
O6 ⁱⁱ —Rb1—O11 ⁱⁱⁱ	46.76 (6)	O8 ^{viii} —Rb4—O10	98.95 (7)
O1—Rb1—O2 ⁱⁱⁱ	147.59 (7)	O3 ⁱ —Rb4—O10	106.38 (7)
O8—Rb1—O2 ⁱⁱⁱ	136.20 (7)	O8 ^{viii} —Rb4—O14	93.69 (7)
O7—Rb1—O2 ⁱⁱⁱ	81.33 (6)	O3 ⁱ —Rb4—O14	110.37 (7)
O9 ⁱ —Rb1—O2 ⁱⁱⁱ	61.21 (7)	O10—Rb4—O14	130.00 (7)
O6 ⁱⁱ —Rb1—O2 ⁱⁱⁱ	77.25 (6)	O8 ^{viii} —Rb4—O13 ⁱ	68.94 (7)
O11 ⁱⁱⁱ —Rb1—O2 ⁱⁱⁱ	69.12 (6)	O3 ⁱ —Rb4—O13 ⁱ	68.39 (7)
O1—Rb1—O5 ⁱⁱ	112.24 (7)	O10—Rb4—O13 ⁱ	160.41 (7)
O8—Rb1—O5 ⁱⁱ	93.25 (6)	O14—Rb4—O13 ⁱ	67.81 (7)
O7—Rb1—O5 ⁱⁱ	170.30 (6)	O8 ^{viii} —Rb4—O12 ⁱ	150.99 (7)
O9 ⁱ —Rb1—O5 ⁱⁱ	110.80 (7)	O3 ⁱ —Rb4—O12 ⁱ	46.59 (6)
O6 ⁱⁱ —Rb1—O5 ⁱⁱ	50.90 (6)	O10—Rb4—O12 ⁱ	108.45 (7)
O11 ⁱⁱⁱ —Rb1—O5 ⁱⁱ	97.65 (6)	O14—Rb4—O12 ⁱ	76.14 (7)
O2 ⁱⁱⁱ —Rb1—O5 ⁱⁱ	93.51 (6)	O13 ⁱ —Rb4—O12 ⁱ	82.09 (7)
O14 ^{iv} —Rb2—O7 ^v	113.73 (7)	O8 ^{viii} —Rb4—O6 ⁱ	71.11 (7)
O14 ^{iv} —Rb2—O9 ^{vi}	104.59 (7)	O3 ⁱ —Rb4—O6 ⁱ	53.40 (6)
O7 ^v —Rb2—O9 ^{vi}	75.43 (7)	O10—Rb4—O6 ⁱ	88.10 (6)
O14 ^{iv} —Rb2—O2	155.92 (7)	O14—Rb4—O6 ⁱ	141.38 (6)
O7 ^v —Rb2—O2	84.64 (7)	O13 ⁱ —Rb4—O6 ⁱ	73.59 (6)
O9 ^{vi} —Rb2—O2	63.56 (7)	O12 ⁱ —Rb4—O6 ⁱ	99.87 (6)
O14 ^{iv} —Rb2—O13 ⁱⁱ	70.38 (7)	O8 ^{viii} —Rb4—O5	118.84 (7)
O7 ^v —Rb2—O13 ⁱⁱ	90.22 (7)	O3 ⁱ —Rb4—O5	119.85 (6)
O9 ^{vi} —Rb2—O13 ⁱⁱ	161.61 (8)	O10—Rb4—O5	44.51 (6)
O2—Rb2—O13 ⁱⁱ	127.42 (7)	O14—Rb4—O5	87.33 (6)
O14 ^{iv} —Rb2—O8	94.19 (7)	O13 ⁱ —Rb4—O5	154.80 (6)
O7 ^v —Rb2—O8	135.64 (7)	O12 ⁱ —Rb4—O5	88.19 (6)
O9 ^{vi} —Rb2—O8	131.74 (8)	O6 ⁱ —Rb4—O5	131.24 (6)
O2—Rb2—O8	81.38 (7)	O8 ^{viii} —Rb4—O4	113.04 (6)
O13 ⁱⁱ —Rb2—O8	66.65 (7)	O3 ⁱ —Rb4—O4	124.58 (6)
O14 ^{iv} —Rb2—O10 ^v	66.37 (7)	O10—Rb4—O4	88.06 (6)
O7 ^v —Rb2—O10 ^v	47.37 (7)	O14—Rb4—O4	43.02 (6)
O9 ^{vi} —Rb2—O10 ^v	88.01 (8)	O13 ⁱ —Rb4—O4	110.63 (6)
O2—Rb2—O10 ^v	130.12 (7)	O12 ⁱ —Rb4—O4	77.99 (6)
O13 ⁱⁱ —Rb2—O10 ^v	73.72 (7)	O6 ⁱ —Rb4—O4	174.76 (6)
O8—Rb2—O10 ^v	139.93 (7)	O5—Rb4—O4	44.32 (5)
O14 ^{iv} —Rb2—O9	92.92 (7)	O11—S1—O14	113.92 (14)
O7 ^v —Rb2—O9	152.12 (7)	O11—S1—O6 ^{ix}	108.97 (14)
O9 ^{vi} —Rb2—O9	90.56 (7)	O14—S1—O6 ^{ix}	111.57 (14)
O2—Rb2—O9	67.50 (7)	O11—S1—O4	109.38 (14)
O13 ⁱⁱ —Rb2—O9	107.16 (7)	O14—S1—O4	106.03 (14)
O8—Rb2—O9	43.73 (6)	O6 ^{ix} —S1—O4	106.66 (13)
O10 ^v —Rb2—O9	158.07 (7)	O12—S2—O9	113.40 (16)
O14 ^{iv} —Rb2—O1	144.45 (6)	O12—S2—O8	114.19 (15)
O7 ^v —Rb2—O1	82.45 (6)	O9—S2—O8	111.50 (16)
O9 ^{vi} —Rb2—O1	110.23 (7)	O12—S2—O3	104.03 (14)
O2—Rb2—O1	48.93 (6)	O9—S2—O3	105.97 (15)

O13 ⁱⁱ —Rb2—O1	78.50 (7)	O8—S2—O3	106.88 (13)
O8—Rb2—O1	56.93 (6)	O13—S3—O7	111.90 (16)
O10 ^v —Rb2—O1	120.93 (6)	O13—S3—O10	112.06 (16)
O9—Rb2—O1	79.98 (6)	O7—S3—O10	111.32 (15)
O11—Rb3—O10 ⁱⁱ	152.16 (7)	O13—S3—O5	108.18 (14)
O11—Rb3—O7 ^v	77.41 (7)	O7—S3—O5	108.64 (14)
O10 ⁱⁱ —Rb3—O7 ^v	100.02 (7)	O10—S3—O5	104.36 (14)
O11—Rb3—O14 ^{vii}	138.78 (7)	S2—O3—W1	136.45 (14)
O10 ⁱⁱ —Rb3—O14 ^{vii}	68.51 (7)	S1—O4—W1	134.71 (14)
O7 ^v —Rb3—O14 ^{vii}	110.14 (7)	S3—O5—W1	139.07 (14)
O11—Rb3—O12 ⁱ	75.60 (7)	S1 ^{ix} —O6—W1	130.47 (13)
O10 ⁱⁱ —Rb3—O12 ⁱ	94.76 (7)		

Symmetry codes: (i) $x-1/2, -y+1/2, z-1/2$; (ii) $x+1/2, -y+1/2, z-1/2$; (iii) $-x+1/2, y+1/2, -z+3/2$; (iv) $x+1, y, z$; (v) $-x+1/2, y-1/2, -z+3/2$; (vi) $-x+1, -y, -z+2$; (vii) $-x, -y, -z+1$; (viii) $x-1, y, z$; (ix) $-x, -y, -z+2$.