

Redetermination of LaZn₅ based on single crystal X-ray diffraction data

Igor Oshchapovsky,^{a*} Oksana Zelinska,^a Beata Rozdzynska-Kielbik^b and Volodymyr Pavlyuk^{a,b}

^aDepartment of Inorganic Chemistry, Ivan Franko National University of Lviv, Kyryla i Mefodia str. 6, 79005 Lviv, Ukraine, and ^bInstitute of Chemistry, Environmental Protection and Biotechnology, Jan Dlugosz University, Armii Krajowej Ave. 13/15, 42-200 Czestochowa, Poland

Correspondence e-mail: romaniuk@ua.fm

Received 18 November 2011; accepted 27 November 2011

Key indicators: single-crystal X-ray study; $T = 296$ K; mean $\sigma(\text{La-Zn}) = 0.001$ Å; R factor = 0.018; wR factor = 0.037; data-to-parameter ratio = 8.1.

The crystal structure of the already known binary title compound LaZn₅ (lanthanum pentazinc) (space group $P6/mmm$, Pearson symbol $hP6$, CaCu₅ structure type) has been redetermined from single-crystal X-ray diffraction data. In contrast to previous determinations based on X-ray powder data [Nowotny (1942). *Z. Metallkd.* **34**, 247–253; de Negri *et al.* (2008). *Intermetallics*, **16**, 168–178], where unit-cell parameters and assignment of the structure type were reported, the present study reveals anisotropic displacement parameters for all atoms. The crystal structure consists of three crystallographically distinct atoms. The La atom (Wyckoff site $1a$, site symmetry $6/mmm$) is surrounded by 18 Zn atoms and two La atoms. The coordination polyhedron around one of the Zn atoms (Wyckoff site $2c$, site symmetry $\bar{6}m2$) is an icosahedron made up from three La and nine Zn atoms. The other Zn atom (Wyckoff site $3g$, site symmetry mmm) is surrounded by four La and eight Zn atoms. Bonding between atoms is explored by means of the TB-LMTO-ASA (tight-binding linear muffin-tin orbital atomic spheres approximation) program package. The positive charge density is localized around La atoms, and the negative charge density is around Zn atoms, with weak covalent bonding between the latter.

Related literature

For previous structural studies of the title compound, see: de Negri *et al.* (2008); Nowotny (1942). For general background, see: Andersen *et al.* (1986); Berche *et al.* (2009); Oshchapovsky *et al.* (2011a,b); Pavlyuk *et al.* (2009); Zelinska *et al.* (2004).

Experimental

Crystal data

LaZn ₅	$Z = 1$
$M_r = 465.86$	Mo $K\alpha$ radiation
Hexagonal, $P6/mmm$	$\mu = 36.05$ mm ⁻¹
$a = 5.4654$ (17) Å	$T = 296$ K
$c = 4.2574$ (15) Å	$0.04 \times 0.02 \times 0.02$ mm
$V = 110.13$ (6) Å ³	

Data collection

Bruker APEXII CCD diffractometer	1123 measured reflections
Absorption correction: multi-scan (SADABS; Bruker, 2004)	73 independent reflections
$T_{\min} = 0.410$, $T_{\max} = 0.478$	62 reflections with $I > 2\sigma(I)$
	$R_{\text{int}} = 0.069$

Refinement

$R[F^2 > 2\sigma(F^2)] = 0.018$	9 parameters
$wR(F^2) = 0.037$	$\Delta\rho_{\text{max}} = 1.11$ e Å ⁻³
$S = 1.17$	$\Delta\rho_{\text{min}} = -0.71$ e Å ⁻³
73 reflections	

Data collection: APEX2 (Bruker, 2004); cell refinement: SAINT (Bruker, 2004); data reduction: SAINT; program(s) used to solve structure: SHELXS97 (Sheldrick, 2008); program(s) used to refine structure: SHELXL97 (Sheldrick, 2008); molecular graphics: DIAMOND (Brandenburg, 2006) and VESTA (Momma & Izumi, 2008); software used to prepare material for publication: publCIF (Westrip, 2010).

Financial support from the Ministry of Education and Science, Youth and Sport of Ukraine (No. 0111U001089) is gratefully acknowledged.

Supplementary data and figures for this paper are available from the IUCr electronic archives (Reference: WM2565).

References

- Andersen, K., Povlovska, Z. & Jepsen, O. (1986). *Phys. Rev. B*, **34**, 51–53.
- Berche, A., Record, M.-C. & Rogez, J. (2009). *Open Thermodynam. J.* **3**, 7–16.
- Brandenburg, K. (2006). *DIAMOND*. Crystal Impact GbR, Bonn, Germany.
- Bruker (2004). *SADABS*, *APEX2* and *S SAINT*. Bruker AXS Inc., Madison, Wisconsin, USA.
- Momma, K. & Izumi, F. (2008). *J. Appl. Cryst.* **41**, 653–658.
- Negri, S. de, Solokha, P., Saccone, A. & Pavlyuk, V. (2008). *Intermetallics*, **16**, 168–178.
- Nowotny, H. (1942). *Z. Metallkd.* **34**, 247–253.
- Oshchapovsky, I., Pavlyuk, V., Dmytriv, G., Chumak, I. & Ehrenberg, H. (2011b). *Acta Cryst.* **E67**, i65.
- Oshchapovsky, I., Pavlyuk, V., Dmytriv, G. & White, F. (2011a). *Acta Cryst.* **E67**, i43.
- Pavlyuk, V., Oshchapovsky, I. & Marciniak, B. (2009). *J. Alloys Compd.* **477**, 145–148.
- Sheldrick, G. M. (2008). *Acta Cryst.* **A64**, 112–122.
- Westrip, S. P. (2010). *J. Appl. Cryst.* **43**, 920–925.
- Zelinska, O., Conrad, M. & Harbrecht, B. (2004). *Z. Kristallogr. New Cryst. Struct.* **219**, 357–358.

supporting information

Acta Cryst. (2012). E68, i1 [doi:10.1107/S1600536811050987]

Redetermination of LaZn₅ based on single crystal X-ray diffraction data

Igor Oshchapovsky, Oksana Zelinska, Beata Rozdzynska-Kielbik and Volodymyr Pavlyuk

S1. Comment

This paper is part of a systematic investigation of binary *RE*—Zn (Oshchapovsky *et al.*, 2011*a*; Zelinska *et al.*, 2004) and ternary *RE*—Zn—*M* systems (where *RE* is a rare earth metal and *M* is a *p*-element of group IV) (Oshchapovsky *et al.*, 2011*b*; Pavlyuk *et al.*, 2009). The binary La—Zn system is not completely investigated yet (Berche *et al.*, 2009), especially with respect to the structure of the compound LaZn₄. In order to determine its crystal structure a sample with the same composition was synthesized. However, this sample was prepared under non-equilibrium conditions and phase analysis from X-ray powder data revealed the presence of LaZn₅, LaZn₂, trace amounts of LaZn and strong reflections of unknown phase(s). The lattice parameters of the title LaZn₅ phase were determined for the first time based on X-ray powder diffraction data (Nowotny, 1942). Previous authors (Nowotny, 1942; de Negri *et al.*, 2008) also assigned the structure type. However, a complete crystal structure determination including anisotropic displacement parameters was not carried out before. Therefore a high-quality single-crystal of LaZn₅ was selected and the results of the full structure determination are presented in this paper.

The crystal structure consists of three crystallographically distinct atoms. La1 (Wyckoff site 1*a*, site symmetry 6/*mmm*) is surrounded by 18 Zn atoms and 2 La atoms. The coordination polyhedron around Zn1 atom (Wyckoff site 2*c*, site symmetry $-6m2$) is an icosahedron formed by 3 La and 9 Zn atoms. Zn2 (Wyckoff site 3*g*, site symmetry *mmm*) is surrounded by 4 La and 8 Zn atoms. The projection of the LaZn₅ unit cell is given in Fig. 1. The thermal displacement of the lanthanum atom is almost isotropic. The thermal ellipsoids of the Zn1 atoms are oblate along the *c* axis. The thermal ellipsoids of the Zn2 atoms are extended along the *a* and *b* axes due to the largest space for displacement in this direction (the distances of corresponding atoms to each other and to La atoms are larger than for Zn1 atoms).

The electronic structure of LaZn₅ was calculated using the TB-LMTO-ASA package (Andersen *et al.*, 1986). The dominant type of bonding in this compound is metallic. The La atoms donate their electrons to the Zn atoms. Therefore positive charge density can be observed around the rare earth atom and negative charge density is around the transition metal atoms. This fact, together with significant electron density ($\sim 0.4 \text{ e}/\text{\AA}^3$) and significant ELF density (~ 0.4) between Zn atoms, confirms the weak covalent bonding between them. In other words, an ion–metallic bonding between La and Zn atoms and a covalent–metallic bonding between Zn atoms is evident (Figure 2). A similar way of bond formation is also observed for LaZn_{12.37} (Oshchapovsky *et al.*, 2011*a*) and La₅Zn₂Sn (Oshchapovsky *et al.*, 2011*b*) which were investigated previously. The density of states (DOS) plot confirms a metallic-type of conductivity of the title compound (Figure 3), and it is rather similar to the DOS plot for the LaZn_{12.37} compound.

S2. Experimental

A small irregularly shaped single crystal of LaZn₅ was selected by mechanical fragmentation of a sample with nominal composition LaZn₄. The sample was prepared by mixing stoichiometric amounts of Zn and LaZn powders with subsequent pressing into a pellet. This pellet was sealed in an evacuated silica ampoule and annealed in a resistance

furnace at 873 K for 30 days and subsequently quenched in cold water. No reaction between the alloy and the silica container was observed.

S3. Refinement

The highest peak of $1.11 \text{ e}/\text{\AA}^3$ is at $(0; 0; 0.1905)$ and 0.81 \AA away from the La1 atom. The deepest hole $-0.71 \text{ e}/\text{\AA}^3$ is at $(0; 0; 1/2)$ and 2.13 \AA away from the same atom.

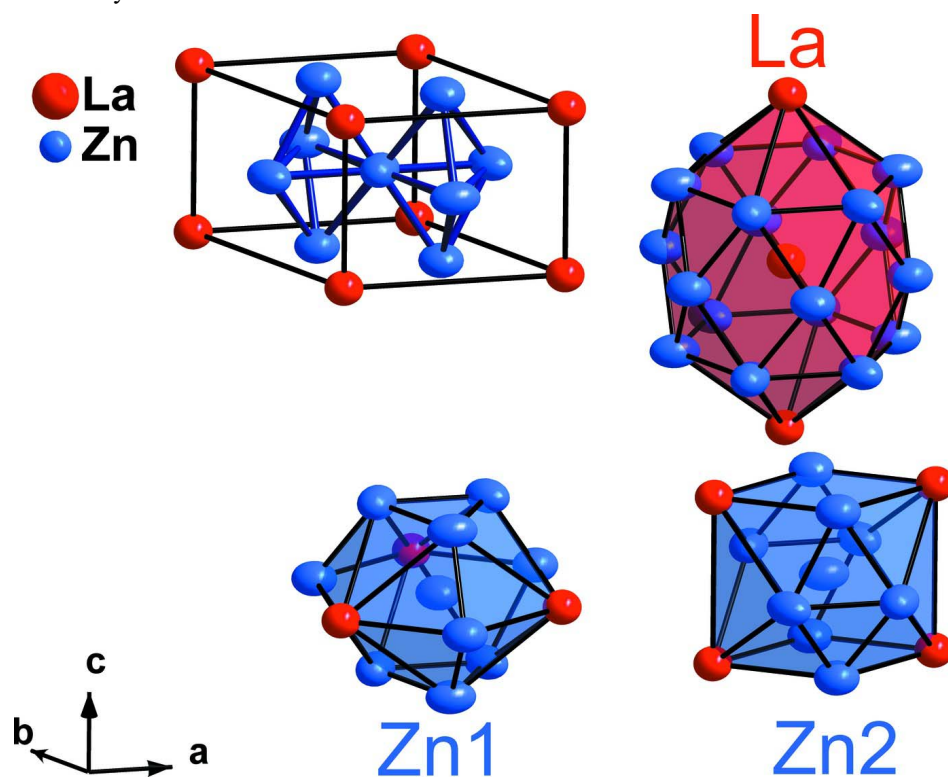


Figure 1

Projection of the unit cell, coordination polyhedra of the atoms and the covalent bonds in the LaZn_5 compound. Atoms are given with their anisotropic displacement ellipsoids at the 99.99% probability level.

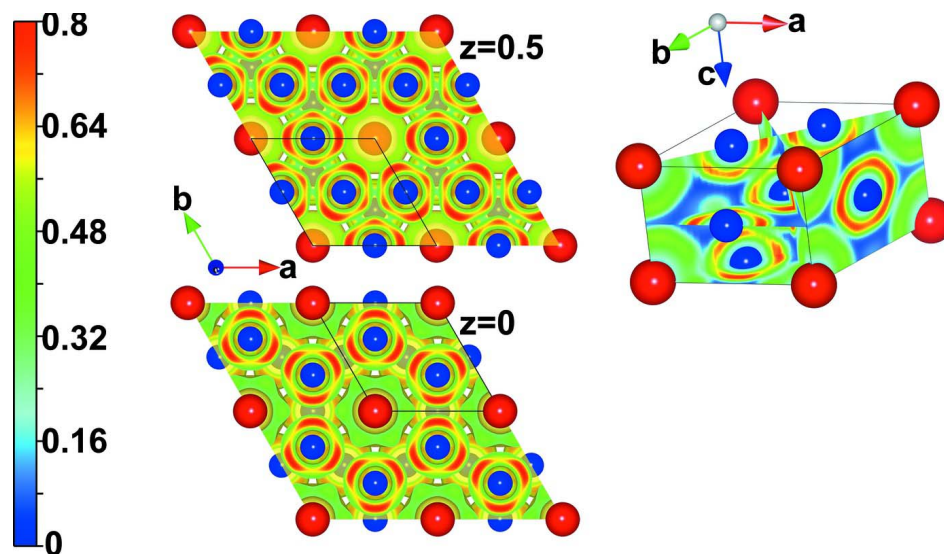


Figure 2

Isosurfaces of ELF drawn at the level 0.3 at $z=0$ and $z=0.5$ and sections for the LaZn_5 compound.

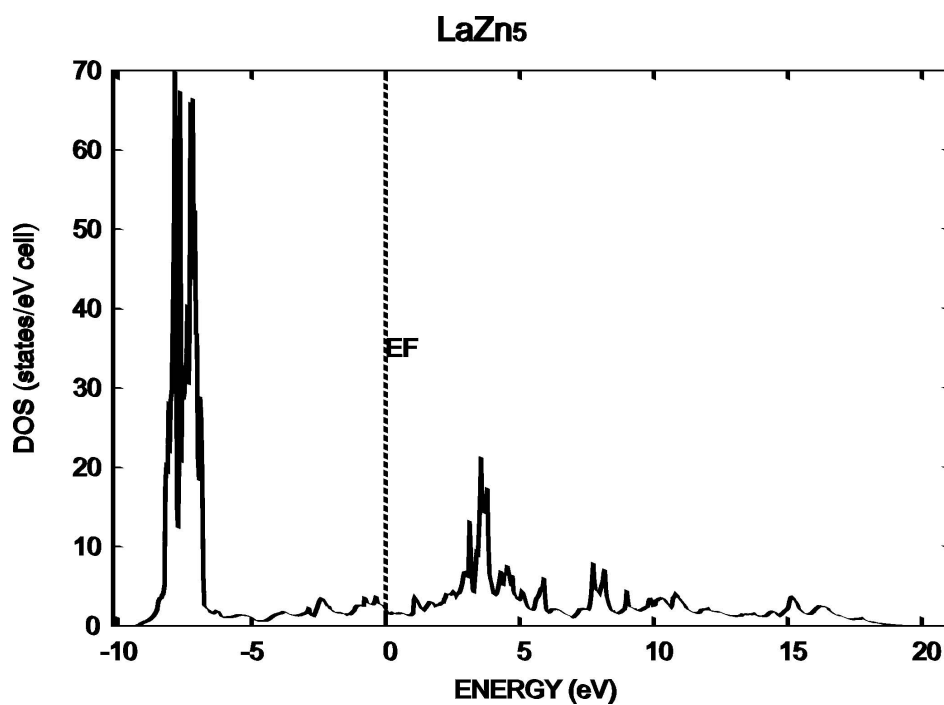


Figure 3

Density of states plot for the LaZn_5 compound.

lanthanum pentazinc

Crystal data

LaZn_5

$M_r = 465.86$

Hexagonal, $P6/mmm$

Hall symbol: $-P\ 6\ 2$

$a = 5.4654\ (17)\ \text{\AA}$

$c = 4.2574\ (15)\ \text{\AA}$

$V = 110.13\ (6)\ \text{\AA}^3$

$Z = 1$

$F(000) = 207$
 $D_x = 7.024 \text{ Mg m}^{-3}$
 Mo $K\alpha$ radiation, $\lambda = 0.71073 \text{ \AA}$
 Cell parameters from 1123 reflections
 $\theta = 4.3\text{--}27.5^\circ$

$\mu = 36.05 \text{ mm}^{-1}$
 $T = 296 \text{ K}$
 Irregular shape, metallic grey
 $0.04 \times 0.02 \times 0.02 \text{ mm}$

Data collection

Bruker APEXII CCD
 diffractometer
 Radiation source: fine-focus sealed tube
 Graphite monochromator
 φ and ω scans
 Absorption correction: multi-scan
 (SADABS; Bruker, 2004)
 $T_{\min} = 0.410$, $T_{\max} = 0.478$

1123 measured reflections
 73 independent reflections
 62 reflections with $I > 2\sigma(I)$
 $R_{\text{int}} = 0.069$
 $\theta_{\max} = 27.5^\circ$, $\theta_{\min} = 4.3^\circ$
 $h = -6 \rightarrow 7$
 $k = -6 \rightarrow 7$
 $l = -5 \rightarrow 5$

Refinement

Refinement on F^2
 Least-squares matrix: full
 $R[F^2 > 2\sigma(F^2)] = 0.018$
 $wR(F^2) = 0.037$
 $S = 1.17$
 73 reflections
 9 parameters
 0 restraints
 0 constraints
 Primary atom site location: structure-invariant
 direct methods

Secondary atom site location: difference Fourier
 map
 $w = 1/[\sigma^2(F_o^2) + (0.P)^2 + 0.1413P]$
 where $P = (F_o^2 + 2F_c^2)/3$
 $(\Delta/\sigma)_{\max} < 0.001$
 $\Delta\rho_{\max} = 1.11 \text{ e \AA}^{-3}$
 $\Delta\rho_{\min} = -0.71 \text{ e \AA}^{-3}$
 Extinction correction: SHELXL97 (Sheldrick,
 2008), $F_c^* = kF_c [1 + 0.001x F_c^2 \lambda^3 / \sin(2\theta)]^{-1/4}$
 Extinction coefficient: 0.022 (4)

Special details

Geometry. All e.s.d.'s (except the e.s.d. in the dihedral angle between two l.s. planes) are estimated using the full covariance matrix. The cell e.s.d.'s are taken into account individually in the estimation of e.s.d.'s in distances, angles and torsion angles; correlations between e.s.d.'s in cell parameters are only used when they are defined by crystal symmetry. An approximate (isotropic) treatment of cell e.s.d.'s is used for estimating e.s.d.'s involving l.s. planes.

Refinement. Refinement of F^2 against ALL reflections. The weighted R -factor wR and goodness of fit S are based on F^2 , conventional R -factors R are based on F , with F set to zero for negative F^2 . The threshold expression of $F^2 > \sigma(F^2)$ is used only for calculating R -factors(gt) *etc.* and is not relevant to the choice of reflections for refinement. R -factors based on F^2 are statistically about twice as large as those based on F , and R -factors based on ALL data will be even larger.

Fractional atomic coordinates and isotropic or equivalent isotropic displacement parameters (\AA^2)

	x	y	z	$U_{\text{iso}}^*/U_{\text{eq}}$
La1	0.0000	0.0000	0.0000	0.0099 (4)
Zn1	0.3333	0.6667	0.0000	0.0124 (4)
Zn2	0.5000	1.0000	0.5000	0.0121 (4)

Atomic displacement parameters (\AA^2)

	U^{11}	U^{22}	U^{33}	U^{12}	U^{13}	U^{23}
La1	0.0106 (4)	0.0106 (4)	0.0085 (6)	0.0053 (2)	0.000	0.000
Zn1	0.0146 (5)	0.0146 (5)	0.0081 (8)	0.0073 (3)	0.000	0.000
Zn2	0.0162 (5)	0.0104 (6)	0.0079 (6)	0.0052 (3)	0.000	0.000

Geometric parameters (\AA , $^\circ$)

La1—Zn1 ⁱ	3.1554 (10)	Zn1—Zn2 ^{xiii}	2.6496 (7)
La1—Zn1 ⁱⁱ	3.1554 (10)	Zn1—Zn1 ⁱ	3.1554 (10)
La1—Zn1 ⁱⁱⁱ	3.1554 (10)	Zn1—La1 ^{xiv}	3.1555 (10)
La1—Zn1	3.1555 (10)	Zn1—La1 ^{xv}	3.1555 (10)
La1—Zn1 ^{iv}	3.1555 (10)	Zn1—Zn1 ^{xvi}	3.1555 (10)
La1—Zn1 ^v	3.1555 (10)	Zn1—Zn1 ^v	3.1555 (10)
La1—Zn2 ^{vi}	3.4640 (8)	Zn2—Zn1 ^{xvii}	2.6496 (7)
La1—Zn2 ^{vii}	3.4640 (8)	Zn2—Zn1 ^{xvi}	2.6496 (7)
La1—Zn2 ^{viii}	3.4640 (8)	Zn2—Zn1 ^{xviii}	2.6496 (7)
La1—Zn2 ^{ix}	3.4640 (8)	Zn2—Zn2 ^{xix}	2.7327 (8)
La1—Zn2 ^{iv}	3.4640 (8)	Zn2—Zn2 ^{viii}	2.7327 (8)
La1—Zn2 ^x	3.4640 (8)	Zn2—Zn2 ^{xx}	2.7327 (8)
Zn1—Zn2 ^{xi}	2.6496 (7)	Zn2—Zn2 ^{vi}	2.7327 (8)
Zn1—Zn2	2.6496 (7)	Zn2—La1 ^{xxi}	3.4640 (8)
Zn1—Zn2 ^{viii}	2.6496 (7)	Zn2—La1 ^{xiv}	3.4640 (8)
Zn1—Zn2 ^{xii}	2.6496 (7)	Zn2—La1 ^{xv}	3.4640 (8)
Zn1—Zn2 ^{vi}	2.6496 (7)	Zn2—La1 ^{xxii}	3.4640 (8)
Zn1 ⁱ —La1—Zn1 ⁱⁱ	120.0	Zn2 ^{xiii} —Zn1—La1 ^{xv}	72.679 (6)
Zn1 ⁱ —La1—Zn1 ⁱⁱⁱ	180.0	Zn1 ⁱ —Zn1—La1 ^{xv}	60.0
Zn1 ⁱⁱ —La1—Zn1 ⁱⁱⁱ	60.0	La1 ^{xiv} —Zn1—La1 ^{xv}	120.0
Zn1 ⁱ —La1—Zn1	60.0	Zn2 ^{xi} —Zn1—La1	72.679 (6)
Zn1 ⁱⁱ —La1—Zn1	180.0	Zn2—Zn1—La1	126.545 (13)
Zn1 ⁱⁱⁱ —La1—Zn1	120.0	Zn2 ^{viii} —Zn1—La1	72.679 (6)
Zn1 ⁱ —La1—Zn1 ^{iv}	60.0	Zn2 ^{xii} —Zn1—La1	126.545 (13)
Zn1 ⁱⁱ —La1—Zn1 ^{iv}	60.0	Zn2 ^{vi} —Zn1—La1	72.679 (5)
Zn1 ⁱⁱⁱ —La1—Zn1 ^{iv}	120.0	Zn2 ^{xiii} —Zn1—La1	72.679 (6)
Zn1—La1—Zn1 ^{iv}	120.0	Zn1 ⁱ —Zn1—La1	60.0
Zn1 ⁱ —La1—Zn1 ^v	120.0	La1 ^{xiv} —Zn1—La1	120.0
Zn1 ⁱⁱ —La1—Zn1 ^v	120.0	La1 ^{xv} —Zn1—La1	120.0
Zn1 ⁱⁱⁱ —La1—Zn1 ^v	60.0	Zn2 ^{xi} —Zn1—Zn1 ^{xvi}	107.321 (5)
Zn1—La1—Zn1 ^v	60.0	Zn2—Zn1—Zn1 ^{xvi}	53.455 (13)
Zn1 ^{iv} —La1—Zn1 ^v	180.0	Zn2 ^{viii} —Zn1—Zn1 ^{xvi}	107.321 (6)
Zn1 ⁱ —La1—Zn2 ^{vi}	46.905 (10)	Zn2 ^{xii} —Zn1—Zn1 ^{xvi}	53.455 (13)
Zn1 ⁱⁱ —La1—Zn2 ^{vi}	133.095 (10)	Zn2 ^{vi} —Zn1—Zn1 ^{xvi}	107.321 (6)
Zn1 ⁱⁱⁱ —La1—Zn2 ^{vi}	133.095 (10)	Zn2 ^{xiii} —Zn1—Zn1 ^{xvi}	107.321 (6)
Zn1—La1—Zn2 ^{vi}	46.906 (10)	Zn1 ⁱ —Zn1—Zn1 ^{xvi}	120.0
Zn1 ^{iv} —La1—Zn2 ^{vi}	90.0	La1 ^{xiv} —Zn1—Zn1 ^{xvi}	60.0
Zn1 ^v —La1—Zn2 ^{vi}	90.0	La1 ^{xv} —Zn1—Zn1 ^{xvi}	60.0
Zn1 ⁱ —La1—Zn2 ^{vii}	133.095 (10)	La1—Zn1—Zn1 ^{xvi}	180.0
Zn1 ⁱⁱ —La1—Zn2 ^{vii}	46.905 (10)	Zn2 ^{xi} —Zn1—Zn1 ^v	53.455 (13)
Zn1 ⁱⁱⁱ —La1—Zn2 ^{vii}	46.905 (10)	Zn2—Zn1—Zn1 ^v	107.321 (5)
Zn1—La1—Zn2 ^{vii}	133.094 (10)	Zn2 ^{viii} —Zn1—Zn1 ^v	53.455 (13)
Zn1 ^{iv} —La1—Zn2 ^{vii}	90.0	Zn2 ^{xii} —Zn1—Zn1 ^v	107.321 (6)
Zn1 ^v —La1—Zn2 ^{vii}	90.0	Zn2 ^{vi} —Zn1—Zn1 ^v	107.321 (6)
Zn2 ^{vi} —La1—Zn2 ^{vii}	180.0	Zn2 ^{xiii} —Zn1—Zn1 ^v	107.321 (6)

Zn1 ⁱ —La1—Zn2 ^{viii}	90.0	Zn1 ⁱ —Zn1—Zn1 ^v	120.0
Zn1 ⁱⁱ —La1—Zn2 ^{viii}	133.094 (9)	La1 ^{xiv} —Zn1—Zn1 ^v	60.0
Zn1 ⁱⁱⁱ —La1—Zn2 ^{viii}	90.0	La1 ^{xv} —Zn1—Zn1 ^v	180.0
Zn1—La1—Zn2 ^{viii}	46.906 (10)	La1—Zn1—Zn1 ^v	60.0
Zn1 ^{iv} —La1—Zn2 ^{viii}	133.094 (10)	Zn1 ^{xvi} —Zn1—Zn1 ^v	120.0
Zn1 ^v —La1—Zn2 ^{viii}	46.906 (10)	Zn1—Zn2—Zn1 ^{xvii}	180.0
Zn2 ^{vi} —La1—Zn2 ^{viii}	46.463 (8)	Zn1—Zn2—Zn1 ^{xvi}	73.09 (3)
Zn2 ^{vii} —La1—Zn2 ^{viii}	133.537 (8)	Zn1 ^{xvii} —Zn2—Zn1 ^{xvi}	106.91 (3)
Zn1 ⁱ —La1—Zn2 ^{ix}	90.0	Zn1—Zn2—Zn1 ^{xviii}	106.91 (3)
Zn1 ⁱⁱ —La1—Zn2 ^{ix}	46.906 (9)	Zn1 ^{xvii} —Zn2—Zn1 ^{xviii}	73.09 (3)
Zn1 ⁱⁱⁱ —La1—Zn2 ^{ix}	90.0	Zn1 ^{xvi} —Zn2—Zn1 ^{xviii}	180.0
Zn1—La1—Zn2 ^{ix}	133.094 (10)	Zn1—Zn2—Zn2 ^{xix}	121.043 (10)
Zn1 ^{iv} —La1—Zn2 ^{ix}	46.906 (10)	Zn1 ^{xvii} —Zn2—Zn2 ^{xix}	58.958 (10)
Zn1 ^v —La1—Zn2 ^{ix}	133.094 (10)	Zn1 ^{xvi} —Zn2—Zn2 ^{xix}	58.958 (10)
Zn2 ^{vi} —La1—Zn2 ^{ix}	133.537 (8)	Zn1 ^{xviii} —Zn2—Zn2 ^{xix}	121.042 (10)
Zn2 ^{vii} —La1—Zn2 ^{ix}	46.463 (8)	Zn1—Zn2—Zn2 ^{viii}	58.957 (10)
Zn2 ^{viii} —La1—Zn2 ^{ix}	180.0	Zn1 ^{xvii} —Zn2—Zn2 ^{viii}	121.042 (11)
Zn1 ⁱ —La1—Zn2 ^{iv}	46.906 (9)	Zn1 ^{xvi} —Zn2—Zn2 ^{viii}	121.042 (10)
Zn1 ⁱⁱ —La1—Zn2 ^{iv}	90.0	Zn1 ^{xviii} —Zn2—Zn2 ^{viii}	58.958 (10)
Zn1 ⁱⁱⁱ —La1—Zn2 ^{iv}	133.094 (9)	Zn2 ^{xix} —Zn2—Zn2 ^{viii}	180.0
Zn1—La1—Zn2 ^{iv}	90.0	Zn1—Zn2—Zn2 ^{xx}	121.043 (10)
Zn1 ^{iv} —La1—Zn2 ^{iv}	46.906 (10)	Zn1 ^{xvii} —Zn2—Zn2 ^{xx}	58.957 (10)
Zn1 ^v —La1—Zn2 ^{iv}	133.094 (10)	Zn1 ^{xvi} —Zn2—Zn2 ^{xx}	58.957 (10)
Zn2 ^{vi} —La1—Zn2 ^{iv}	46.463 (8)	Zn1 ^{xviii} —Zn2—Zn2 ^{xx}	121.043 (10)
Zn2 ^{vii} —La1—Zn2 ^{iv}	133.537 (8)	Zn2 ^{xix} —Zn2—Zn2 ^{xx}	60.0
Zn2 ^{viii} —La1—Zn2 ^{iv}	86.189 (19)	Zn2 ^{viii} —Zn2—Zn2 ^{xx}	120.0
Zn2 ^{ix} —La1—Zn2 ^{iv}	93.811 (19)	Zn1—Zn2—Zn2 ^{vi}	58.957 (10)
Zn1 ⁱ —La1—Zn2 ^x	133.094 (9)	Zn1 ^{xvii} —Zn2—Zn2 ^{vi}	121.043 (10)
Zn1 ⁱⁱ —La1—Zn2 ^x	90.0	Zn1 ^{xvi} —Zn2—Zn2 ^{vi}	121.043 (10)
Zn1 ⁱⁱⁱ —La1—Zn2 ^x	46.906 (9)	Zn1 ^{xviii} —Zn2—Zn2 ^{vi}	58.957 (10)
Zn1—La1—Zn2 ^x	90.0	Zn2 ^{xix} —Zn2—Zn2 ^{vi}	120.0
Zn1 ^{iv} —La1—Zn2 ^x	133.094 (10)	Zn2 ^{viii} —Zn2—Zn2 ^{vi}	60.0
Zn1 ^v —La1—Zn2 ^x	46.906 (10)	Zn2 ^{xx} —Zn2—Zn2 ^{vi}	180.0
Zn2 ^{vi} —La1—Zn2 ^x	133.537 (8)	Zn1—Zn2—La1 ^{xxi}	119.585 (15)
Zn2 ^{vii} —La1—Zn2 ^x	46.463 (8)	Zn1 ^{xvii} —Zn2—La1 ^{xxi}	60.416 (15)
Zn2 ^{viii} —La1—Zn2 ^x	93.811 (19)	Zn1 ^{xvi} —Zn2—La1 ^{xxi}	119.585 (15)
Zn2 ^{ix} —La1—Zn2 ^x	86.189 (19)	Zn1 ^{xviii} —Zn2—La1 ^{xxi}	60.415 (15)
Zn2 ^{iv} —La1—Zn2 ^x	180.0	Zn2 ^{xix} —Zn2—La1 ^{xxi}	66.768 (4)
Zn2 ^{xi} —Zn1—Zn2	145.358 (11)	Zn2 ^{viii} —Zn2—La1 ^{xxi}	113.232 (4)
Zn2 ^{xi} —Zn1—Zn2 ^{viii}	106.91 (3)	Zn2 ^{xx} —Zn2—La1 ^{xxi}	113.232 (4)
Zn2—Zn1—Zn2 ^{viii}	62.09 (2)	Zn2 ^{vi} —Zn2—La1 ^{xxi}	66.768 (4)
Zn2 ^{xi} —Zn1—Zn2 ^{xii}	62.09 (2)	Zn1—Zn2—La1 ^{xiv}	60.415 (15)
Zn2—Zn1—Zn2 ^{xii}	106.91 (3)	Zn1 ^{xvii} —Zn2—La1 ^{xiv}	119.584 (15)
Zn2 ^{viii} —Zn1—Zn2 ^{xii}	145.358 (11)	Zn1 ^{xvi} —Zn2—La1 ^{xiv}	60.415 (15)
Zn2 ^{xi} —Zn1—Zn2 ^{vi}	145.358 (11)	Zn1 ^{xviii} —Zn2—La1 ^{xiv}	119.585 (15)
Zn2—Zn1—Zn2 ^{vi}	62.09 (2)	Zn2 ^{xix} —Zn2—La1 ^{xiv}	113.232 (5)
Zn2 ^{viii} —Zn1—Zn2 ^{vi}	62.09 (2)	Zn2 ^{viii} —Zn2—La1 ^{xiv}	66.768 (4)
Zn2 ^{xii} —Zn1—Zn2 ^{vi}	145.358 (11)	Zn2 ^{xx} —Zn2—La1 ^{xiv}	66.768 (5)

Zn2 ^{xi} —Zn1—Zn2 ^{xiii}	62.09 (2)	Zn2 ^{vi} —Zn2—La1 ^{xiv}	113.232 (4)
Zn2—Zn1—Zn2 ^{xiii}	145.358 (11)	La1 ^{xxi} —Zn2—La1 ^{xiv}	180.0
Zn2 ^{viii} —Zn1—Zn2 ^{xiii}	145.358 (11)	Zn1—Zn2—La1 ^{xv}	60.415 (15)
Zn2 ^{xii} —Zn1—Zn2 ^{xiii}	62.09 (2)	Zn1 ^{xvii} —Zn2—La1 ^{xv}	119.585 (15)
Zn2 ^{vi} —Zn1—Zn2 ^{xiii}	106.91 (3)	Zn1 ^{xvi} —Zn2—La1 ^{xv}	60.416 (15)
Zn2 ^{xi} —Zn1—Zn1 ⁱ	107.321 (6)	Zn1 ^{xviii} —Zn2—La1 ^{xv}	119.584 (15)
Zn2—Zn1—Zn1 ⁱ	107.321 (6)	Zn2 ^{xix} —Zn2—La1 ^{xv}	66.768 (4)
Zn2 ^{viii} —Zn1—Zn1 ⁱ	107.321 (6)	Zn2 ^{viii} —Zn2—La1 ^{xv}	113.232 (4)
Zn2 ^{xii} —Zn1—Zn1 ⁱ	107.321 (6)	Zn2 ^{xx} —Zn2—La1 ^{xv}	113.232 (4)
Zn2 ^{vi} —Zn1—Zn1 ⁱ	53.455 (13)	Zn2 ^{vi} —Zn2—La1 ^{xv}	66.768 (4)
Zn2 ^{xiii} —Zn1—Zn1 ⁱ	53.455 (13)	La1 ^{xxi} —Zn2—La1 ^{xv}	75.84 (3)
Zn2 ^{xi} —Zn1—La1 ^{xiv}	72.679 (6)	La1 ^{xiv} —Zn2—La1 ^{xv}	104.16 (3)
Zn2—Zn1—La1 ^{xiv}	72.679 (6)	Zn1—Zn2—La1 ^{xxii}	119.585 (15)
Zn2 ^{viii} —Zn1—La1 ^{xiv}	72.679 (6)	Zn1 ^{xvii} —Zn2—La1 ^{xxii}	60.415 (15)
Zn2 ^{xii} —Zn1—La1 ^{xiv}	72.679 (6)	Zn1 ^{xvi} —Zn2—La1 ^{xxii}	119.584 (15)
Zn2 ^{vi} —Zn1—La1 ^{xiv}	126.545 (13)	Zn1 ^{xviii} —Zn2—La1 ^{xxii}	60.416 (15)
Zn2 ^{xiii} —Zn1—La1 ^{xiv}	126.545 (13)	Zn2 ^{xix} —Zn2—La1 ^{xxii}	113.232 (4)
Zn1 ⁱ —Zn1—La1 ^{xiv}	180.0	Zn2 ^{viii} —Zn2—La1 ^{xxii}	66.768 (4)
Zn2 ^{xi} —Zn1—La1 ^{xv}	126.545 (13)	Zn2 ^{xx} —Zn2—La1 ^{xxii}	66.768 (4)
Zn2—Zn1—La1 ^{xv}	72.679 (6)	Zn2 ^{vi} —Zn2—La1 ^{xxii}	113.232 (4)
Zn2 ^{viii} —Zn1—La1 ^{xv}	126.545 (13)	La1 ^{xxi} —Zn2—La1 ^{xxii}	104.16 (3)
Zn2 ^{xii} —Zn1—La1 ^{xv}	72.679 (6)	La1 ^{xiv} —Zn2—La1 ^{xxii}	75.84 (3)
Zn2 ^{vi} —Zn1—La1 ^{xv}	72.679 (6)	La1 ^{xv} —Zn2—La1 ^{xxii}	180.0

Symmetry codes: (i) $-x+1, -y+1, -z$; (ii) $-x, -y, -z$; (iii) $x-1, y-1, z$; (iv) $x, y-1, z$; (v) $-x, -y+1, -z$; (vi) $x-y+1, x, z$; (vii) $x-y, x-1, z-1$; (viii) $-y+1, x-y+1, z$; (ix) $-y+1, x-y, z-1$; (x) $x-1, y-1, z-1$; (xi) $-y+1, x-y+1, z-1$; (xii) $x, y, z-1$; (xiii) $x-y+1, x, z-1$; (xiv) $x, y+1, z$; (xv) $x+1, y+1, z$; (xvi) $-x+1, -y+2, -z$; (xvii) $-x+1, -y+2, -z+1$; (xviii) $x, y, z+1$; (xix) $-y+2, x-y+2, z$; (xx) $x-y+1, x+1, z$; (xxi) $x+1, y+1, z+1$; (xxii) $x, y+1, z+1$.