

Acta Crystallographica Section E

Structure Reports

Online

ISSN 1600-5368

Poly[[aqua[μ_5 -5-(isonicotinamido)-isophthalato]][μ_4 -5-(isonicotinamido)-isophthalato]holmium(III)silver(I) dihydrate]

Xue Nie* and Jing-Nian Qu

Department of Chemistry and Materials Science, Hengyang Normal University, Hengyang Hunan 421008, People's Republic of China

Correspondence e-mail: hxyuehuanie@163.com

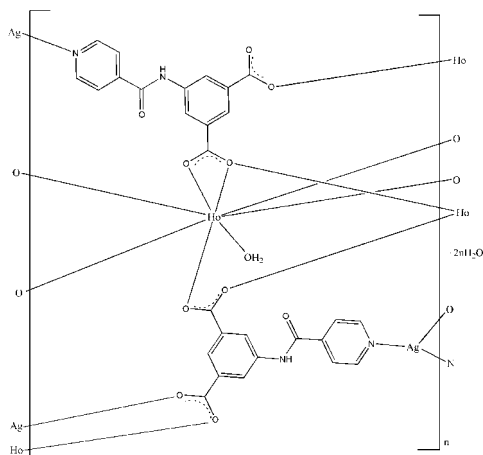
Received 9 June 2012; accepted 24 June 2012

Key indicators: single-crystal X-ray study; $T = 291$ K; mean $\sigma(\text{C}-\text{C}) = 0.010$ Å; R factor = 0.040; wR factor = 0.104; data-to-parameter ratio = 12.4.

The title heteronuclear complex, $\{[\text{AgHo}(\text{C}_{14}\text{H}_8\text{N}_2\text{O}_5)_2(\text{H}_2\text{O})] \cdot 2\text{H}_2\text{O}\}_n$, has a three-dimensional polymeric structure, generated by the carboxylate and pyridine groups of the 5-(isonicotinamido)isophthalate (INAIP) ligands bridging the metal atoms. The Ho^{III} atom is coordinated by seven O atoms from INAIP ligands and a water molecule in a distorted square-antiprismatic geometry, while the Ag^{I} atom has a distorted trigonal-planar AgN_2O geometry. Intermolecular $\text{O}-\text{H} \cdots \text{O}$ and $\text{N}-\text{H} \cdots \text{O}$ hydrogen bonds stabilize the crystal structure.

Related literature

For background to coordination polymeric frameworks, see: Kapoor *et al.* (2002); Abourahma *et al.* (2002); Costes *et al.* (2004). For related hetero-metallic complexes, see: Chen *et al.* (2010); Liang *et al.* (2000); Zhao *et al.* (2003, 2004); Nie & Qu (2011); Zhang *et al.* (2005); Cheng *et al.* (2006); Lin *et al.* (2009).



Experimental

Crystal data

$[\text{AgHo}(\text{C}_{14}\text{H}_8\text{N}_2\text{O}_5)_2(\text{H}_2\text{O})] \cdot 2\text{H}_2\text{O}$
 $M_r = 895.30$
 Triclinic, $P\bar{1}$
 $a = 9.8343$ (13) Å
 $b = 11.3087$ (15) Å
 $c = 13.723$ (2) Å
 $\alpha = 73.914$ (2)°
 $\beta = 70.671$ (1)°
 $\gamma = 83.965$ (2)°
 $V = 1383.6$ (3) Å³
 $Z = 2$
 Mo $K\alpha$ radiation
 $\mu = 3.63$ mm⁻¹
 $T = 291$ K
 $0.20 \times 0.16 \times 0.10$ mm

Data collection

Bruker SMART APEXII CCD diffractometer
 Absorption correction: multi-scan (*SADABS*; Bruker, 2001)
 $T_{\text{min}} = 0.531$, $T_{\text{max}} = 0.713$
 7445 measured reflections
 5273 independent reflections
 4177 reflections with $I > 2\sigma(I)$
 $R_{\text{int}} = 0.024$

Refinement

$R[F^2 > 2\sigma(F^2)] = 0.040$
 $wR(F^2) = 0.104$
 $S = 1.03$
 5273 reflections
 424 parameters
 2 restraints
 H-atom parameters constrained
 $\Delta\rho_{\text{max}} = 1.37$ e Å⁻³
 $\Delta\rho_{\text{min}} = -1.56$ e Å⁻³

Table 1

Hydrogen-bond geometry (Å, °).

<i>D</i> — <i>H</i> ··· <i>A</i>	<i>D</i> — <i>H</i>	<i>H</i> ··· <i>A</i>	<i>D</i> ··· <i>A</i>	<i>D</i> — <i>H</i> ··· <i>A</i>
N2—H2···O3W ⁱ	0.86	2.11	2.878 (9)	149
N4—H4···O5 ⁱⁱ	0.86	2.08	2.925 (8)	168
O1W—H1X···O9 ⁱⁱⁱ	0.85	2.05	2.562 (7)	118
O1W—H1Y···O10 ^{iv}	0.85	1.90	2.717 (7)	161
O2W—H2X···O3W ^v	0.85	2.11	2.799 (8)	138
O2W—H2Y···O1W ^{vi}	0.85	2.34	3.136 (8)	156
O2W—H2Z···O9 ^{vii}	0.85	2.22	2.766 (8)	122
O3W—H3X···N2 ^{viii}	0.85	2.49	3.187 (9)	140
O3W—H3Y···O9 ^{ix}	0.85	2.30	2.821 (7)	120

Symmetry codes: (i) $x - 1, y, z + 1$; (ii) $-x + 1, -y + 2, -z + 2$; (iii) $-x, -y + 2, -z + 2$; (iv) $x, y, z + 1$; (v) $x - 1, y, z$; (vi) $x, y - 1, z - 1$; (vii) $-x, -y + 1, -z + 1$; (viii) $-x + 1, -y + 1, -z + 2$; (ix) $x + 1, y - 1, z$.

Data collection: *APEX2* (Bruker, 2007); cell refinement: *SAINT* (Bruker, 2007); data reduction: *SAINT*; program(s) used to solve structure: *SHELXTL* (Sheldrick, 2008); program(s) used to refine structure: *SHELXTL*; molecular graphics: *SHELXTL*; software used to prepare material for publication: *SHELXTL*.

This work was supported by the Hengyang Bureau of Science & Technology (grant No. 2009 K J28).

Supplementary data and figures for this paper are available from the IUCr electronic archives (Reference: XU5562).

References

- Abourahma, H., Moulton, B., Kravtsov, V. & Zaworotko, M. J. (2002). *J. Am. Chem. Soc.* **124**, 9990–9991.
 Bruker (2001). *SADABS*. Bruker AXS Inc., Madison, Wisconsin, USA.
 Bruker (2007). *APEX2* and *SAINT*. Bruker AXS Inc., Madison, Wisconsin, USA.
 Chen, M.-S., Su, Z., Chen, M., Chen, S.-S., Li, Y.-Z. & Sun, W.-Y. (2010). *CrystEngComm*, **12**, 3267–3276.
 Cheng, J.-W., Zhang, J., Zheng, S.-T., Zhang, M.-B. & Yang, G.-Y. (2006). *Angew. Chem. Int. Ed.* **45**, 73–76.

- Costes, J. P., Dahan, F., Donnadieu, B., Douton, M. J. R., Garcia, M. I. F., Bousseksou, A. & Tuchagues, J. P. (2004). *Inorg. Chem.* **43**, 2736–2744.
- Kapoor, P., Pathak, A., Kapoor, R., Venugopalan, P., Corbella, M., Rodríguez, M., Robles, J. & Llobet, A. (2002). *Inorg. Chem.* **41**, 6153–6160.
- Liang, Y.-C., Cao, R., Su, W.-P., Hong, M.-C. & Zhang, W.-J. (2000). *Angew. Chem. Int. Ed.* **39**, 3304–3307.
- Lin, X.-M., Ying, Y., Chen, L., Fang, H.-C., Zhou, Z.-Y., Zhan, Q.-G. & Cai, Y.-P. (2009). *Inorg. Chem. Commun.* **12**, 316–320.
- Nie, X. & Qu, J.-N. (2011). *Acta Cryst. E* **67**, m1107–m1108.
- Sheldrick, G. M. (2008). *Acta Cryst. A* **64**, 112–122.
- Zhang, M.-B., Zhang, J., Zheng, S.-T. & Yang, G.-Y. (2005). *Angew. Chem. Int. Ed.* **44**, 1385–1388.
- Zhao, B., Cheng, P., Chen, X.-Y., Cheng, C., Shi, W., Liao, D.-Z., Yan, S.-P. & Jiang, Z.-H. (2004). *J. Am. Chem. Soc.* **126**, 3012–3013.
- Zhao, B., Cheng, P., Dai, Y., Cheng, C., Liao, D.-Z., Yan, S.-P., Jiang, Z.-H. & Wang, G.-L. (2003). *Angew. Chem. Int. Ed.* **42**, 934–936.

supporting information

Acta Cryst. (2012). E68, m1004–m1005 [https://doi.org/10.1107/S1600536812028620]

Poly[[aqua[μ_5 -5-(isonicotinamido)isophthalato][μ_4 -5-(isonicotinamido)-isophthalato]holmium(III)silver(I)] dihydrate]

Xue Nie and Jing-Nian Qu

S1. Comment

Recently, coordination polymeric frameworks have attracted great attention due to their potential applications and intriguing structure topologies (Kapoor *et al.*, 2002; Abourahma *et al.*, 2002; Costes *et al.*, 2004). However, to obtain d-f coordination polymers is more important. On the other hand, multidentate ligands containing both N- and O-donor atoms are usually employed in the construction of Lanthanide and transition metal heterometallic structures, in keeping with the typical coordination behaviors of Ln and M ions under different reaction conditions (Zhang *et al.*, 2005; Cheng *et al.*, 2006; Lin *et al.*, 2009). To the best of our knowledge, 5-(isonicotinamido)isophthalic acid (H₂INAIP) can show richer coordination modes due to its two carboxylate groups and one pyridyl group, accordingly, it is an excellent candidate for the construction of metal organic frameworks (Chen *et al.*, 2010). In this paper, we report on the synthesis and crystal structure of a 4d-4f heterometallic coordination polymer (I).

It is interesting that two INAIP²⁻ ligands exhibit different coordination modes: one coordinated to three Ho^{III} atoms and two Ag^I atoms while the other coordinated to three Ho^{III} atoms and one Ag^I atom, originated from the different coordination modes of the carboxylate groups. When the Ag—N and Ag—O connections are neglected, a two-dimensional (4,4) bilayer network is formed by Ho(III)-carboxylate groups, which is similar complex [AgCe(C₁₄H₈N₂O₅)₂(H₂O)]_n (Nie *et al.*, 2011). Then the two-dimensional (4,4) nets are linked together by Ag—N and Ag—O coordination interaction to form a complicated three-dimensional supramolecular net (Fig. 2), which is isomorphous to its AgEr isologue {[AgEr(INAIP)₂(H₂O)].H₂O}_n (Chen *et al.*, 2010).

S2. Experimental

A mixture of 0.05 mmol Ho(NO₃)₃·6H₂O (23.0 mg, 0.05 mmol), H₂INAIP (28.6 mg, 0.1 mmol), AgNO₃ (8.5 mg, 0.05 mmol), NaOH (6.0 mg, 0.15 mmol) and H₂O (10 ml) was heated in a 16 mL capacity Teflon-lined reaction vessel at 453 K for 4 d, the reaction mixture was cooled to room temperature over a period of 40 h. The product was collected by filtration.

S3. Refinement

H atoms bonded to C atoms were placed geometrically and refined as riding atoms. The pyridyl N atoms were found from a difference Fourier maps and refined as riding with N—H = 0.86 Å, and the water H atoms were found from Fourier difference maps and refined with restraints for O—H distances 0.85 Å with $U_{\text{iso}}(\text{H}) = 1.2U_{\text{eq}}(\text{O})$.

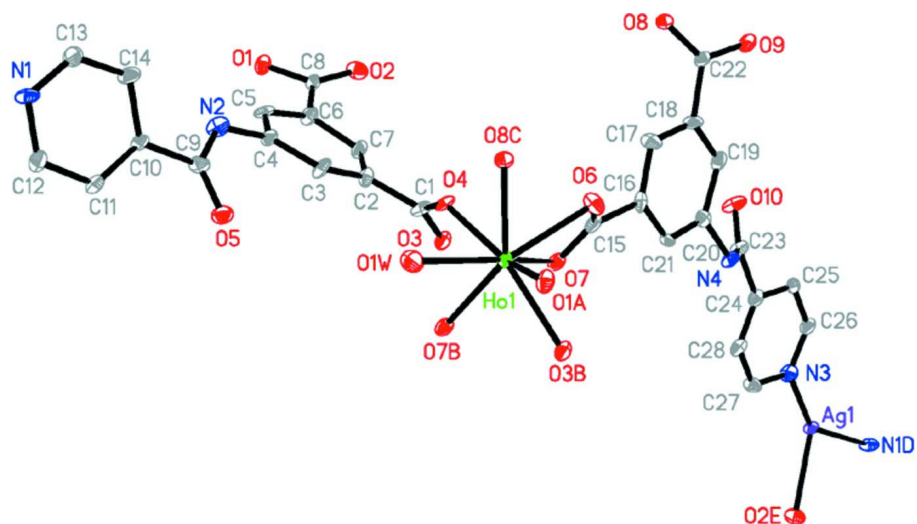


Figure 1

The ORTEP drawing of the title compound (I). Displacement ellipsoids are drawn at 30% probability level.

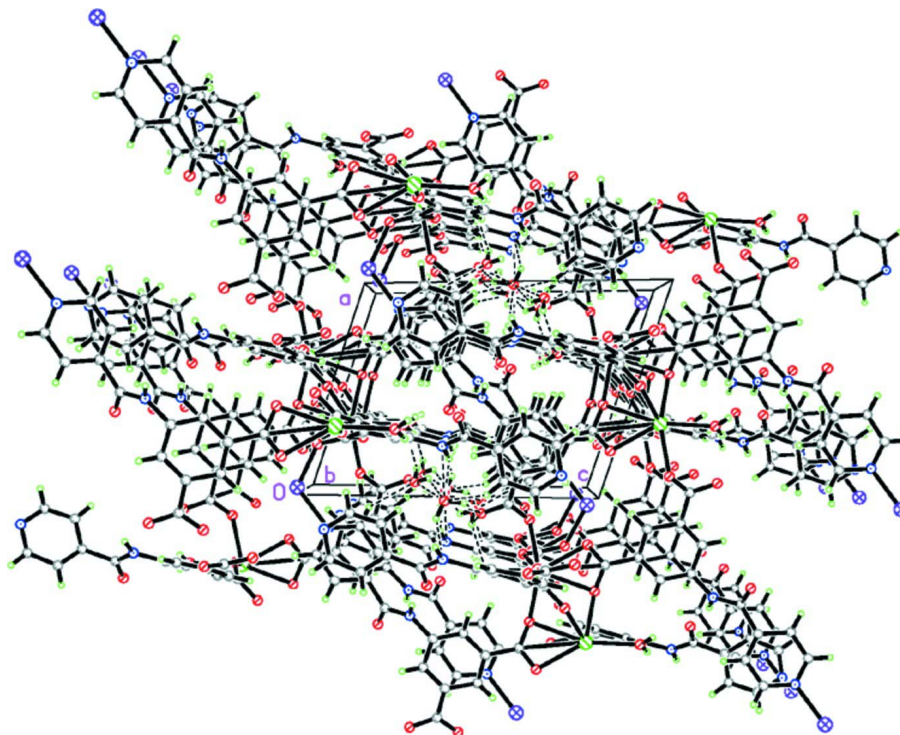


Figure 2

Projection showing the three-dimensional structure of the compound (I).

Poly[[aqua μ_5 -5-(isonicotinamido)isophthalato][μ_4 -5-(isonicotinamido)isophthalato]holmium(III)silver(I)] dihydrate

Crystal data

[AgHo(C₁₄H₈N₂O₅)₂(H₂O)]·2H₂O
M_r = 895.30

Triclinic, $P\bar{1}$
 Hall symbol: -P 1

$a = 9.8343 (13) \text{ \AA}$
 $b = 11.3087 (15) \text{ \AA}$
 $c = 13.723 (2) \text{ \AA}$
 $\alpha = 73.914 (2)^\circ$
 $\beta = 70.671 (1)^\circ$
 $\gamma = 83.965 (2)^\circ$
 $V = 1383.6 (3) \text{ \AA}^3$
 $Z = 2$
 $F(000) = 872$

$D_x = 2.149 \text{ Mg m}^{-3}$
 Mo $K\alpha$ radiation, $\lambda = 0.71073 \text{ \AA}$
 Cell parameters from 3132 reflections
 $\theta = 2.1\text{--}25.3^\circ$
 $\mu = 3.63 \text{ mm}^{-1}$
 $T = 291 \text{ K}$
 Block, colorless
 $0.20 \times 0.16 \times 0.10 \text{ mm}$

Data collection

Bruker SMART APEXII CCD
 diffractometer
 Radiation source: sealed tube
 Graphite monochromator
 φ and ω scans
 Absorption correction: multi-scan
 (SADABS; Bruker, 2001)
 $T_{\min} = 0.531$, $T_{\max} = 0.713$

7445 measured reflections
 5273 independent reflections
 4177 reflections with $I > 2\sigma(I)$
 $R_{\text{int}} = 0.024$
 $\theta_{\max} = 26.0^\circ$, $\theta_{\min} = 2.1^\circ$
 $h = -12 \rightarrow 10$
 $k = -13 \rightarrow 12$
 $l = -16 \rightarrow 12$

Refinement

Refinement on F^2
 Least-squares matrix: full
 $R[F^2 > 2\sigma(F^2)] = 0.040$
 $wR(F^2) = 0.104$
 $S = 1.03$
 5273 reflections
 424 parameters
 2 restraints
 Primary atom site location: structure-invariant
 direct methods

Secondary atom site location: difference Fourier
 map
 Hydrogen site location: inferred from
 neighbouring sites
 H-atom parameters constrained
 $w = 1/[\sigma^2(F_o^2) + (0.065P)^2 + 1.99P]$
 where $P = (F_o^2 + 2F_c^2)/3$
 $(\Delta/\sigma)_{\max} < 0.001$
 $\Delta\rho_{\max} = 1.37 \text{ e \AA}^{-3}$
 $\Delta\rho_{\min} = -1.56 \text{ e \AA}^{-3}$

Special details

Geometry. All e.s.d.'s (except the e.s.d. in the dihedral angle between two l.s. planes) are estimated using the full covariance matrix. The cell e.s.d.'s are taken into account individually in the estimation of e.s.d.'s in distances, angles and torsion angles; correlations between e.s.d.'s in cell parameters are only used when they are defined by crystal symmetry. An approximate (isotropic) treatment of cell e.s.d.'s is used for estimating e.s.d.'s involving l.s. planes.

Refinement. Refinement of F^2 against ALL reflections. The weighted R -factor wR and goodness of fit S are based on F^2 , conventional R -factors R are based on F , with F set to zero for negative F^2 . The threshold expression of $F^2 > \sigma(F^2)$ is used only for calculating R -factors(gt) etc. and is not relevant to the choice of reflections for refinement. R -factors based on F^2 are statistically about twice as large as those based on F , and R -factors based on ALL data will be even larger.

Fractional atomic coordinates and isotropic or equivalent isotropic displacement parameters (\AA^2)

	x	y	z	$U_{\text{iso}}^*/U_{\text{eq}}$
Ag1	1.04960 (5)	1.30998 (4)	0.01447 (3)	0.02214 (13)
N1	0.1196 (5)	0.3945 (5)	1.8413 (4)	0.0258 (12)
C1	0.3868 (7)	0.7756 (6)	1.0898 (5)	0.0294 (14)
C2	0.3587 (7)	0.6471 (6)	1.1524 (5)	0.0251 (13)
C3	0.3163 (8)	0.6261 (6)	1.2659 (6)	0.0308 (15)
H3	0.3088	0.6906	1.2974	0.037*
C4	0.2868 (7)	0.5064 (6)	1.3275 (5)	0.0270 (14)
C5	0.2826 (7)	0.4137 (7)	1.2831 (6)	0.0300 (15)

H5	0.2614	0.3345	1.3269	0.036*
C6	0.3089 (7)	0.4344 (6)	1.1751 (5)	0.0275 (14)
C7	0.3509 (7)	0.5518 (6)	1.1080 (6)	0.0287 (15)
H7	0.3734	0.5662	1.0344	0.034*
C8	0.2794 (7)	0.3470 (6)	1.1205 (5)	0.0236 (13)
C9	0.2932 (7)	0.5305 (6)	1.4989 (4)	0.0264 (14)
C10	0.2362 (6)	0.4795 (5)	1.6187 (4)	0.0205 (12)
C11	0.3136 (7)	0.4793 (6)	1.6833 (5)	0.0261 (13)
H11	0.4068	0.5096	1.6541	0.031*
C12	0.2550 (8)	0.4341 (6)	1.7940 (5)	0.0289 (14)
H12	0.3125	0.4313	1.8364	0.035*
C13	0.0468 (8)	0.3953 (6)	1.7772 (5)	0.0292 (14)
H13	-0.0463	0.3649	1.8087	0.035*
C14	0.0931 (7)	0.4361 (7)	1.6693 (5)	0.0317 (15)
H14	0.0329	0.4357	1.6295	0.038*
C15	0.3121 (8)	1.0833 (6)	0.9041 (5)	0.0316 (15)
C16	0.2768 (8)	1.1040 (6)	0.8032 (5)	0.0293 (14)
C17	0.1427 (7)	1.0716 (7)	0.8095 (5)	0.0309 (15)
H17	0.0730	1.0425	0.8752	0.037*
C18	0.1136 (7)	1.0844 (7)	0.7096 (5)	0.0281 (14)
C19	0.2151 (8)	1.1266 (6)	0.6153 (5)	0.0282 (14)
H19	0.1951	1.1397	0.5515	0.034*
C20	0.3512 (7)	1.1504 (6)	0.6155 (5)	0.0259 (14)
C21	0.3801 (6)	1.1449 (6)	0.7074 (5)	0.0211 (12)
H21	0.4693	1.1688	0.7046	0.025*
C22	-0.0289 (7)	1.0459 (5)	0.7172 (5)	0.0238 (13)
C23	0.4874 (7)	1.1543 (6)	0.4272 (5)	0.0263 (14)
C24	0.6258 (7)	1.1979 (6)	0.3365 (5)	0.0261 (13)
C25	0.6156 (7)	1.2202 (6)	0.2338 (5)	0.0245 (13)
H25	0.5284	1.2121	0.2238	0.029*
C26	0.7390 (7)	1.2549 (6)	0.1470 (6)	0.0292 (14)
H26	0.7324	1.2708	0.0785	0.035*
C27	0.8703 (7)	1.2411 (7)	0.2579 (5)	0.0287 (14)
H27	0.9591	1.2431	0.2677	0.034*
C28	0.7498 (7)	1.2132 (6)	0.3449 (5)	0.0276 (14)
H28	0.7569	1.2049	0.4123	0.033*
Ho1	0.34584 (3)	1.06199 (3)	1.10929 (2)	0.02108 (10)
N2	0.2485 (7)	0.4741 (6)	1.4411 (5)	0.0308 (13)
H2	0.1916	0.4130	1.4757	0.037*
N3	0.8624 (6)	1.2658 (6)	0.1574 (4)	0.0304 (13)
N4	0.4619 (6)	1.1984 (5)	0.5160 (4)	0.0255 (11)
H4	0.5143	1.2571	0.5118	0.031*
O1	0.2805 (5)	0.2273 (4)	1.1729 (4)	0.0288 (10)
O2	0.2510 (5)	0.3806 (5)	1.0383 (4)	0.0331 (11)
O3	0.4852 (5)	0.7904 (4)	1.0006 (4)	0.0266 (10)
O4	0.3161 (5)	0.8618 (4)	1.1245 (3)	0.0243 (9)
O5	0.3783 (5)	0.6113 (5)	1.4626 (4)	0.0315 (11)
O6	0.2220 (5)	1.1194 (5)	0.9793 (4)	0.0299 (10)

O7	0.4297 (5)	1.0367 (4)	0.9108 (4)	0.0260 (10)
O8	-0.1050 (5)	0.9720 (4)	0.8033 (4)	0.0262 (10)
O9	-0.0714 (5)	1.0863 (5)	0.6377 (4)	0.0326 (11)
O10	0.4053 (6)	1.0890 (5)	0.4210 (3)	0.0355 (12)
O1W	0.3331 (5)	0.9853 (5)	1.2887 (4)	0.0379 (12)
H1X	0.2912	0.9176	1.3251	0.045*
H1Y	0.3707	1.0249	1.3174	0.045*
O2W	0.0736 (6)	0.1475 (5)	0.3881 (5)	0.0429 (13)
H2X	0.0917	0.1841	0.4287	0.052*
H2Y	0.1332	0.0882	0.3796	0.052*
O3W	0.9981 (5)	0.3256 (4)	0.5043 (4)	0.0349 (12)
H3X	0.9205	0.3620	0.4971	0.042*
H3Y	0.9858	0.2911	0.5700	0.042*

Atomic displacement parameters (Å²)

	U^{11}	U^{22}	U^{33}	U^{12}	U^{13}	U^{23}
Ag1	0.0179 (2)	0.0271 (3)	0.0160 (2)	-0.00653 (18)	0.00087 (17)	-0.00215 (18)
N1	0.015 (2)	0.039 (3)	0.021 (3)	-0.007 (2)	0.006 (2)	-0.015 (2)
C1	0.024 (3)	0.031 (4)	0.027 (3)	-0.012 (3)	0.002 (3)	-0.005 (3)
C2	0.030 (3)	0.018 (3)	0.022 (3)	0.004 (2)	-0.006 (3)	-0.003 (2)
C3	0.044 (4)	0.010 (3)	0.034 (4)	-0.010 (3)	-0.008 (3)	-0.001 (3)
C4	0.030 (3)	0.034 (4)	0.014 (3)	-0.012 (3)	-0.006 (3)	0.001 (3)
C5	0.016 (3)	0.033 (4)	0.034 (4)	-0.012 (3)	0.002 (3)	-0.005 (3)
C6	0.035 (4)	0.027 (4)	0.017 (3)	-0.005 (3)	-0.003 (3)	-0.005 (3)
C7	0.024 (3)	0.015 (3)	0.036 (4)	0.002 (2)	-0.003 (3)	0.002 (3)
C8	0.020 (3)	0.027 (3)	0.018 (3)	-0.004 (2)	-0.002 (2)	-0.001 (2)
C9	0.030 (3)	0.026 (3)	0.030 (3)	-0.006 (3)	-0.012 (3)	-0.013 (3)
C10	0.026 (3)	0.012 (3)	0.026 (3)	-0.007 (2)	-0.007 (3)	-0.005 (2)
C11	0.030 (3)	0.019 (3)	0.025 (3)	-0.008 (2)	-0.004 (3)	-0.001 (2)
C12	0.037 (4)	0.026 (3)	0.020 (3)	-0.005 (3)	-0.007 (3)	-0.002 (3)
C13	0.033 (4)	0.033 (4)	0.023 (3)	-0.008 (3)	-0.010 (3)	-0.005 (3)
C14	0.023 (3)	0.044 (4)	0.023 (3)	-0.011 (3)	0.002 (3)	-0.008 (3)
C15	0.031 (4)	0.025 (4)	0.024 (3)	-0.008 (3)	0.004 (3)	0.004 (3)
C16	0.039 (4)	0.024 (3)	0.020 (3)	0.005 (3)	-0.012 (3)	0.003 (2)
C17	0.016 (3)	0.053 (5)	0.018 (3)	-0.003 (3)	0.002 (2)	-0.007 (3)
C18	0.014 (3)	0.039 (4)	0.026 (3)	-0.007 (3)	0.003 (2)	-0.006 (3)
C19	0.045 (4)	0.018 (3)	0.027 (3)	-0.007 (3)	-0.018 (3)	-0.003 (2)
C20	0.020 (3)	0.020 (3)	0.032 (3)	0.009 (2)	-0.004 (3)	-0.007 (3)
C21	0.018 (3)	0.021 (3)	0.029 (3)	-0.002 (2)	-0.013 (2)	-0.005 (2)
C22	0.020 (3)	0.011 (3)	0.034 (3)	-0.001 (2)	-0.001 (3)	-0.006 (2)
C23	0.031 (3)	0.026 (3)	0.020 (3)	-0.009 (3)	0.000 (3)	-0.009 (3)
C24	0.029 (3)	0.019 (3)	0.028 (3)	0.000 (2)	-0.003 (3)	-0.007 (3)
C25	0.023 (3)	0.017 (3)	0.032 (3)	0.005 (2)	-0.009 (3)	-0.006 (2)
C26	0.026 (3)	0.024 (3)	0.028 (3)	-0.002 (3)	0.000 (3)	-0.001 (3)
C27	0.020 (3)	0.041 (4)	0.024 (3)	-0.004 (3)	-0.003 (3)	-0.009 (3)
C28	0.032 (4)	0.019 (3)	0.024 (3)	-0.003 (3)	0.001 (3)	-0.005 (2)
Ho1	0.01787 (16)	0.02171 (16)	0.01800 (15)	-0.00186 (10)	-0.00121 (11)	-0.00102 (10)

N2	0.037 (3)	0.033 (3)	0.024 (3)	-0.008 (3)	-0.003 (2)	-0.015 (2)
N3	0.030 (3)	0.039 (3)	0.016 (3)	-0.006 (2)	0.001 (2)	-0.003 (2)
N4	0.029 (3)	0.027 (3)	0.014 (2)	-0.012 (2)	0.001 (2)	0.000 (2)
O1	0.030 (2)	0.027 (2)	0.020 (2)	0.0043 (19)	-0.0004 (19)	-0.0024 (18)
O2	0.031 (3)	0.046 (3)	0.030 (3)	-0.003 (2)	-0.012 (2)	-0.018 (2)
O3	0.025 (2)	0.021 (2)	0.025 (2)	0.0010 (18)	-0.0009 (19)	0.0004 (17)
O4	0.021 (2)	0.023 (2)	0.020 (2)	-0.0115 (18)	0.0050 (17)	-0.0019 (17)
O5	0.031 (3)	0.034 (3)	0.030 (3)	-0.010 (2)	-0.009 (2)	-0.007 (2)
O6	0.028 (2)	0.045 (3)	0.020 (2)	0.010 (2)	-0.0083 (19)	-0.016 (2)
O7	0.020 (2)	0.019 (2)	0.029 (2)	0.0000 (17)	0.0020 (18)	-0.0033 (18)
O8	0.018 (2)	0.030 (2)	0.025 (2)	-0.0024 (18)	-0.0029 (18)	-0.0022 (19)
O9	0.033 (3)	0.037 (3)	0.018 (2)	-0.010 (2)	-0.0044 (19)	0.0075 (19)
O10	0.044 (3)	0.048 (3)	0.014 (2)	-0.028 (3)	0.004 (2)	-0.012 (2)
O1W	0.030 (3)	0.054 (3)	0.027 (3)	-0.002 (2)	-0.007 (2)	-0.007 (2)
O2W	0.046 (3)	0.032 (3)	0.044 (3)	-0.015 (2)	-0.016 (3)	0.006 (2)
O3W	0.033 (3)	0.029 (3)	0.037 (3)	-0.010 (2)	-0.012 (2)	0.006 (2)

Geometric parameters (Å, °)

Ag1—N3	2.178 (5)	C18—C22	1.473 (9)
Ag1—N1 ⁱ	2.198 (5)	C19—C20	1.393 (10)
Ag1—O2 ⁱⁱ	2.361 (5)	C19—H19	0.9300
N1—C13	1.304 (8)	C20—C21	1.366 (9)
N1—C12	1.337 (9)	C20—N4	1.440 (8)
N1—Ag1 ⁱⁱⁱ	2.198 (5)	C21—H21	0.9300
C1—O4	1.248 (9)	C22—O9	1.249 (8)
C1—O3	1.265 (8)	C22—O8	1.285 (8)
C1—C2	1.469 (9)	C23—O10	1.187 (8)
C2—C7	1.396 (10)	C23—N4	1.381 (8)
C2—C3	1.430 (10)	C23—C24	1.524 (9)
C3—C4	1.385 (9)	C24—C28	1.295 (10)
C3—H3	0.9300	C24—C25	1.398 (9)
C4—C5	1.360 (10)	C25—C26	1.389 (9)
C4—N2	1.425 (8)	C25—H25	0.9300
C5—C6	1.373 (10)	C26—N3	1.290 (9)
C5—H5	0.9300	C26—H26	0.9300
C6—C7	1.402 (9)	C27—N3	1.357 (9)
C6—C8	1.496 (9)	C27—C28	1.364 (9)
C7—H7	0.9300	C27—H27	0.9300
C8—O2	1.201 (8)	C28—H28	0.9300
C8—O1	1.347 (8)	Ho1—O1 ^{iv}	2.225 (5)
C9—O5	1.190 (7)	Ho1—O4	2.256 (4)
C9—N2	1.342 (8)	Ho1—O8 ^v	2.291 (4)
C9—C10	1.5102 (11)	Ho1—O3 ^{vi}	2.313 (4)
C10—C11	1.347 (9)	Ho1—O7 ^{vi}	2.333 (4)
C10—C14	1.418 (9)	Ho1—O1W	2.337 (5)
C11—C12	1.397 (9)	Ho1—O6	2.391 (4)
C11—H11	0.9300	Ho1—O7	2.660 (5)

C12—H12	0.9300	N2—H2	0.8600
C13—C14	1.353 (9)	N4—H4	0.8600
C13—H13	0.9300	O1—Ho1 ^{vii}	2.225 (5)
C14—H14	0.9300	O2—Ag1 ^{viii}	2.361 (5)
C15—O7	1.241 (9)	O3—Ho1 ^{vi}	2.313 (4)
C15—O6	1.252 (9)	O7—Ho1 ^{vi}	2.333 (4)
C15—C16	1.488 (10)	O8—Ho1 ^v	2.291 (4)
C15—Ho1	2.885 (7)	O1W—H1X	0.8501
C16—C21	1.361 (9)	O1W—H1Y	0.8500
C16—C17	1.375 (10)	O2W—H2X	0.8500
C17—C18	1.457 (9)	O2W—H2Y	0.8500
C17—H17	0.9300	O3W—H3X	0.8500
C18—C19	1.342 (9)	O3W—H3Y	0.8500
N3—Ag1—N1 ⁱ	144.2 (2)	C26—C25—C24	118.3 (6)
N3—Ag1—O2 ⁱⁱ	115.2 (2)	C26—C25—H25	120.8
N1 ⁱ —Ag1—O2 ⁱⁱ	93.50 (18)	C24—C25—H25	120.8
C13—N1—C12	115.7 (6)	N3—C26—C25	122.8 (7)
C13—N1—Ag1 ⁱⁱⁱ	125.4 (4)	N3—C26—H26	118.6
C12—N1—Ag1 ⁱⁱⁱ	118.3 (4)	C25—C26—H26	118.6
O4—C1—O3	123.9 (6)	N3—C27—C28	120.9 (6)
O4—C1—C2	120.8 (6)	N3—C27—H27	119.5
O3—C1—C2	115.3 (6)	C28—C27—H27	119.5
C7—C2—C3	119.8 (6)	C24—C28—C27	122.2 (7)
C7—C2—C1	123.4 (6)	C24—C28—H28	118.9
C3—C2—C1	116.1 (6)	C27—C28—H28	118.9
C4—C3—C2	117.7 (6)	O1 ^{iv} —Ho1—O4	149.70 (16)
C4—C3—H3	121.2	O1 ^{iv} —Ho1—O8 ^v	78.68 (18)
C2—C3—H3	121.2	O4—Ho1—O8 ^v	75.05 (16)
C5—C4—C3	121.5 (6)	O1 ^{iv} —Ho1—O3 ^{vi}	74.53 (17)
C5—C4—N2	115.8 (6)	O4—Ho1—O3 ^{vi}	135.51 (16)
C3—C4—N2	122.5 (6)	O8 ^v —Ho1—O3 ^{vi}	144.42 (16)
C4—C5—C6	121.5 (6)	O1 ^{iv} —Ho1—O7 ^{vi}	124.68 (18)
C4—C5—H5	119.3	O4—Ho1—O7 ^{vi}	72.06 (16)
C6—C5—H5	119.3	O8 ^v —Ho1—O7 ^{vi}	141.58 (16)
C5—C6—C7	119.3 (6)	O3 ^{vi} —Ho1—O7 ^{vi}	73.90 (16)
C5—C6—C8	125.9 (6)	O1 ^{iv} —Ho1—O1W	77.24 (18)
C7—C6—C8	114.3 (6)	O4—Ho1—O1W	82.04 (18)
C2—C7—C6	119.6 (6)	O8 ^v —Ho1—O1W	76.21 (17)
C2—C7—H7	120.2	O3 ^{vi} —Ho1—O1W	119.05 (18)
C6—C7—H7	120.2	O7 ^{vi} —Ho1—O1W	80.08 (17)
O2—C8—O1	122.1 (6)	O1 ^{iv} —Ho1—O6	96.32 (17)
O2—C8—C6	122.9 (6)	O4—Ho1—O6	89.69 (17)
O1—C8—C6	114.9 (5)	O8 ^v —Ho1—O6	71.91 (16)
O5—C9—N2	124.8 (5)	O3 ^{vi} —Ho1—O6	88.12 (17)
O5—C9—C10	119.3 (5)	O7 ^{vi} —Ho1—O6	126.46 (16)
N2—C9—C10	115.8 (5)	O1W—Ho1—O6	148.13 (17)
C11—C10—C14	116.5 (5)	O1 ^{iv} —Ho1—O7	131.53 (15)

C11—C10—C9	122.5 (5)	O4—Ho1—O7	73.93 (14)
C14—C10—C9	120.9 (5)	O8 ^v —Ho1—O7	113.37 (15)
C10—C11—C12	120.5 (6)	O3 ^{vi} —Ho1—O7	70.57 (16)
C10—C11—H11	119.7	O7 ^{vi} —Ho1—O7	75.75 (17)
C12—C11—H11	119.7	O1W—Ho1—O7	150.06 (17)
N1—C12—C11	122.7 (6)	O6—Ho1—O7	50.74 (15)
N1—C12—H12	118.7	O1 ^{iv} —Ho1—C15	115.62 (19)
C11—C12—H12	118.7	O4—Ho1—C15	80.58 (18)
N1—C13—C14	126.5 (7)	O8 ^v —Ho1—C15	92.40 (18)
N1—C13—H13	116.8	O3 ^{vi} —Ho1—C15	78.82 (18)
C14—C13—H13	116.8	O7 ^{vi} —Ho1—C15	101.17 (19)
C13—C14—C10	118.1 (6)	O1W—Ho1—C15	161.2 (2)
C13—C14—H14	121.0	O6—Ho1—C15	25.30 (18)
C10—C14—H14	121.0	O7—Ho1—C15	25.45 (17)
O7—C15—O6	121.8 (7)	O1 ^{iv} —Ho1—Ho1 ^{vi}	141.56 (12)
O7—C15—C16	120.5 (6)	O4—Ho1—Ho1 ^{vi}	68.37 (11)
O6—C15—C16	117.7 (7)	O8 ^v —Ho1—Ho1 ^{vi}	136.93 (12)
O7—C15—Ho1	67.1 (4)	O3 ^{vi} —Ho1—Ho1 ^{vi}	67.16 (12)
O6—C15—Ho1	54.7 (4)	O7 ^{vi} —Ho1—Ho1 ^{vi}	40.79 (12)
C16—C15—Ho1	172.3 (5)	O1W—Ho1—Ho1 ^{vi}	118.83 (13)
C21—C16—C17	121.6 (6)	O6—Ho1—Ho1 ^{vi}	85.69 (11)
C21—C16—C15	119.8 (6)	O7—Ho1—Ho1 ^{vi}	34.96 (10)
C17—C16—C15	118.4 (6)	C15—Ho1—Ho1 ^{vi}	60.39 (15)
C16—C17—C18	117.6 (6)	C9—N2—C4	125.9 (6)
C16—C17—H17	121.2	C9—N2—H2	117.1
C18—C17—H17	121.2	C4—N2—H2	117.1
C19—C18—C17	120.6 (6)	C26—N3—C27	117.8 (6)
C19—C18—C22	122.2 (6)	C26—N3—Ag1	118.9 (5)
C17—C18—C22	117.2 (6)	C27—N3—Ag1	123.2 (5)
C18—C19—C20	118.4 (6)	C23—N4—C20	122.8 (6)
C18—C19—H19	120.8	C23—N4—H4	118.6
C20—C19—H19	120.8	C20—N4—H4	118.6
C21—C20—C19	122.4 (6)	C8—O1—Ho1 ^{vii}	129.9 (4)
C21—C20—N4	117.1 (6)	C8—O2—Ag1 ^{viii}	123.1 (5)
C19—C20—N4	120.0 (6)	C1—O3—Ho1 ^{vi}	137.0 (4)
C16—C21—C20	119.2 (6)	C1—O4—Ho1	138.4 (4)
C16—C21—H21	120.4	C15—O6—Ho1	100.0 (4)
C20—C21—H21	120.4	C15—O7—Ho1 ^{vi}	167.9 (5)
O9—C22—O8	121.9 (6)	C15—O7—Ho1	87.5 (4)
O9—C22—C18	117.9 (6)	Ho1 ^{vi} —O7—Ho1	104.25 (17)
O8—C22—C18	120.3 (6)	C22—O8—Ho1 ^v	136.1 (4)
O10—C23—N4	122.2 (6)	Ho1—O1W—H1X	120.0
O10—C23—C24	122.3 (6)	Ho1—O1W—H1Y	120.0
N4—C23—C24	115.5 (6)	H1X—O1W—H1Y	120.0
C28—C24—C25	117.7 (6)	H2X—O2W—H2Y	109.5
C28—C24—C23	127.3 (6)	H3X—O3W—H3Y	109.5
C25—C24—C23	115.0 (6)		

O4—C1—C2—C7	136.4 (7)	O6—C15—Ho1—O7 ^{vi}	179.2 (4)
O3—C1—C2—C7	-43.4 (9)	O7—C15—Ho1—O1W	-94.8 (7)
O4—C1—C2—C3	-33.9 (10)	O6—C15—Ho1—O1W	87.2 (7)
O3—C1—C2—C3	146.3 (7)	O7—C15—Ho1—O6	178.0 (7)
C7—C2—C3—C4	8.3 (10)	O6—C15—Ho1—O7	-178.0 (7)
C1—C2—C3—C4	179.0 (6)	O7—C15—Ho1—Ho1 ^{vi}	-1.9 (3)
C2—C3—C4—C5	-7.0 (11)	O6—C15—Ho1—Ho1 ^{vi}	-179.8 (5)
C2—C3—C4—N2	177.8 (6)	C10—C9—N2—C4	179.5 (6)
C3—C4—C5—C6	0.7 (11)	C5—C4—N2—C9	153.6 (7)
N2—C4—C5—C6	176.2 (6)	C3—C4—N2—C9	-31.0 (11)
C4—C5—C6—C7	4.5 (11)	C25—C26—N3—C27	0.6 (11)
C4—C5—C6—C8	-167.2 (7)	C25—C26—N3—Ag1	176.3 (5)
C3—C2—C7—C6	-3.4 (10)	C28—C27—N3—C26	-4.1 (11)
C1—C2—C7—C6	-173.4 (6)	C28—C27—N3—Ag1	-179.6 (5)
C5—C6—C7—C2	-3.0 (10)	N1 ⁱ —Ag1—N3—C26	23.8 (8)
C8—C6—C7—C2	169.6 (6)	O2 ⁱⁱ —Ag1—N3—C26	163.9 (5)
C5—C6—C8—O2	150.6 (7)	N1 ⁱ —Ag1—N3—C27	-160.7 (5)
C7—C6—C8—O2	-21.4 (10)	O2 ⁱⁱ —Ag1—N3—C27	-20.6 (6)
C5—C6—C8—O1	-26.4 (10)	O10—C23—N4—C20	12.9 (11)
C7—C6—C8—O1	161.5 (6)	C24—C23—N4—C20	-168.7 (6)
O5—C9—C10—C11	-29.0 (10)	C21—C20—N4—C23	144.5 (7)
N2—C9—C10—C11	147.1 (6)	C19—C20—N4—C23	-43.6 (9)
O5—C9—C10—C14	146.9 (7)	O2—C8—O1—Ho1 ^{vii}	35.2 (9)
N2—C9—C10—C14	-37.0 (9)	C6—C8—O1—Ho1 ^{vii}	-147.7 (5)
C14—C10—C11—C12	2.2 (9)	O1—C8—O2—Ag1 ^{viii}	47.6 (8)
C9—C10—C11—C12	178.3 (6)	C6—C8—O2—Ag1 ^{viii}	-129.2 (6)
C13—N1—C12—C11	3.1 (10)	O4—C1—O3—Ho1 ^{vi}	30.8 (11)
Ag1 ⁱⁱⁱ —N1—C12—C11	174.4 (5)	C2—C1—O3—Ho1 ^{vi}	-149.4 (5)
C10—C11—C12—N1	-3.1 (11)	O3—C1—O4—Ho1	-28.5 (11)
C12—N1—C13—C14	-2.6 (11)	C2—C1—O4—Ho1	151.7 (5)
Ag1 ⁱⁱⁱ —N1—C13—C14	-173.2 (6)	O1 ^{iv} —Ho1—O4—C1	-159.5 (6)
N1—C13—C14—C10	2.0 (12)	O8 ^v —Ho1—O4—C1	169.8 (7)
C11—C10—C14—C13	-1.7 (10)	O3 ^{vi} —Ho1—O4—C1	11.4 (8)
C9—C10—C14—C13	-177.8 (6)	O7 ^{vi} —Ho1—O4—C1	-30.3 (7)
O7—C15—C16—C21	-39.9 (10)	O1W—Ho1—O4—C1	-112.4 (7)
O6—C15—C16—C21	137.0 (7)	O6—Ho1—O4—C1	98.5 (7)
O7—C15—C16—C17	135.0 (7)	O7—Ho1—O4—C1	49.5 (7)
O6—C15—C16—C17	-48.2 (10)	C15—Ho1—O4—C1	74.7 (7)
C21—C16—C17—C18	-1.0 (11)	Ho1 ^{vi} —Ho1—O4—C1	13.0 (6)
C15—C16—C17—C18	-175.7 (6)	O7—C15—O6—Ho1	-2.2 (7)
C16—C17—C18—C19	-0.1 (11)	C16—C15—O6—Ho1	-179.0 (5)
C16—C17—C18—C22	178.2 (6)	O1 ^{iv} —Ho1—O6—C15	141.6 (4)
C17—C18—C19—C20	4.0 (11)	O4—Ho1—O6—C15	-68.2 (4)
C22—C18—C19—C20	-174.3 (6)	O8 ^v —Ho1—O6—C15	-142.5 (5)
C18—C19—C20—C21	-7.1 (10)	O3 ^{vi} —Ho1—O6—C15	67.4 (4)
C18—C19—C20—N4	-178.6 (6)	O7 ^{vi} —Ho1—O6—C15	-1.0 (5)
C17—C16—C21—C20	-1.9 (10)	O1W—Ho1—O6—C15	-142.5 (4)
C15—C16—C21—C20	172.8 (6)	O7—Ho1—O6—C15	1.1 (4)

C19—C20—C21—C16	6.1 (10)	Ho1 ^{vi} —Ho1—O6—C15	0.1 (4)
N4—C20—C21—C16	177.8 (6)	O6—C15—O7—Ho1 ^{vi}	168.5 (16)
C19—C18—C22—O9	-21.2 (10)	C16—C15—O7—Ho1 ^{vi}	-15 (2)
C17—C18—C22—O9	160.5 (6)	Ho1—C15—O7—Ho1 ^{vi}	167 (2)
C19—C18—C22—O8	158.1 (7)	O6—C15—O7—Ho1	2.0 (7)
C17—C18—C22—O8	-20.2 (10)	C16—C15—O7—Ho1	178.7 (6)
O10—C23—C24—C28	-143.0 (8)	O1 ^{iv} —Ho1—O7—C15	-58.9 (4)
N4—C23—C24—C28	38.7 (10)	O4—Ho1—O7—C15	102.1 (4)
O10—C23—C24—C25	35.3 (10)	O8 ^v —Ho1—O7—C15	36.7 (4)
N4—C23—C24—C25	-143.1 (6)	O3 ^{vi} —Ho1—O7—C15	-105.2 (4)
C28—C24—C25—C26	1.3 (9)	O7 ^{vi} —Ho1—O7—C15	177.1 (5)
C23—C24—C25—C26	-177.1 (6)	O1W—Ho1—O7—C15	140.0 (4)
C24—C25—C26—N3	0.8 (10)	O6—Ho1—O7—C15	-1.1 (4)
C25—C24—C28—C27	-4.9 (10)	Ho1 ^{vi} —Ho1—O7—C15	177.1 (5)
C23—C24—C28—C27	173.4 (6)	O1 ^{iv} —Ho1—O7—Ho1 ^{vi}	124.0 (2)
N3—C27—C28—C24	6.5 (11)	O4—Ho1—O7—Ho1 ^{vi}	-75.07 (18)
O7—C15—Ho1—O1 ^{iv}	134.7 (4)	O8 ^v —Ho1—O7—Ho1 ^{vi}	-140.43 (17)
O6—C15—Ho1—O1 ^{iv}	-43.2 (5)	O3 ^{vi} —Ho1—O7—Ho1 ^{vi}	77.65 (18)
O7—C15—Ho1—O4	-72.3 (4)	O7 ^{vi} —Ho1—O7—Ho1 ^{vi}	0.0
O6—C15—Ho1—O4	109.8 (4)	O1W—Ho1—O7—Ho1 ^{vi}	-37.1 (4)
O7—C15—Ho1—O8 ^v	-146.7 (4)	O6—Ho1—O7—Ho1 ^{vi}	-178.3 (3)
O6—C15—Ho1—O8 ^v	35.4 (4)	C15—Ho1—O7—Ho1 ^{vi}	-177.1 (5)
O7—C15—Ho1—O3 ^{vi}	68.1 (4)	O9—C22—O8—Ho1 ^v	-30.4 (10)
O6—C15—Ho1—O3 ^{vi}	-109.9 (4)	C18—C22—O8—Ho1 ^v	150.3 (5)
O7—C15—Ho1—O7 ^{vi}	-2.8 (5)		

Symmetry codes: (i) $x+1, y+1, z-2$; (ii) $x+1, y+1, z-1$; (iii) $x-1, y-1, z+2$; (iv) $x, y+1, z$; (v) $-x, -y+2, -z+2$; (vi) $-x+1, -y+2, -z+2$; (vii) $x, y-1, z$; (viii) $x-1, y-1, z+1$.

Hydrogen-bond geometry (\AA , $^\circ$)

$D-H\cdots A$	$D-H$	$H\cdots A$	$D\cdots A$	$D-H\cdots A$
N2—H2 \cdots O3W ^{ix}	0.86	2.11	2.878 (9)	149
N4—H4 \cdots O5 ^{vi}	0.86	2.08	2.925 (8)	168
O1W—H1X \cdots O9 ^v	0.85	2.05	2.562 (7)	118
O1W—H1Y \cdots O10 ^x	0.85	1.90	2.717 (7)	161
O2W—H2X \cdots O3W ^{xi}	0.85	2.11	2.799 (8)	138
O2W—H2Y \cdots O1W ^{xii}	0.85	2.34	3.136 (8)	156
O2W—H2Y \cdots O9 ^{xiii}	0.85	2.22	2.766 (8)	122
O3W—H3X \cdots N2 ^{xiv}	0.85	2.49	3.187 (9)	140
O3W—H3Y \cdots O9 ^{xv}	0.85	2.30	2.821 (7)	120

Symmetry codes: (v) $-x, -y+2, -z+2$; (vi) $-x+1, -y+2, -z+2$; (ix) $x-1, y, z+1$; (x) $x, y, z+1$; (xi) $x-1, y, z$; (xii) $x, y-1, z-1$; (xiii) $-x, -y+1, -z+1$; (xiv) $-x+1, -y+1, -z+2$; (xv) $x+1, y-1, z$.